



# Master's Programme International Software Sys- tems Science

Information brochure for the  
new student introduction from  
10th to 14th of October 2022

# Timetable for the WIAI freshmen week

## Tuesday, 19th April 2022

- 8:30 to 12:30: Introduction B. Sc. Angewandte Informatik @ WE5/00.022 / [Teams](#)
- 8:30 to 12:30: Introduction M. Sc. International Software Systems Science @ [Zoom](#) (Passwort: NT%j3i)
- 13:00 to 17:00: Introduction B. Sc. International Information Systems Management @ WE5/00.022 / [Teams](#)

## Wednesday, 20th April 2022

- 8:30 to 13:00: Introduction M. Sc. International Software Systems Science @ [Zoom](#) (Passwort: NT%j3i)
- 8:30 to 12:30: Introduction B. Sc. Wirtschaftsinformatik @ WE5/00.022 / [Teams](#)
- 8:30 to 12:30: Introduction B. Sc. Informatik: Software Systems Science @ WE5/00.019 / [Teams](#)
- 13:00 to 17:00: Introduction M. Sc. Wirtschaftsinformatik @ WE5/00.022 / [Teams](#)
- 13:00 to 17:00: Introduction M. Sc. Wirtschaftspädagogik mit Schwerpunkt Wirtschaftsinformatik @ WE5/00.043 / [Teams](#)
- 13:00 to 17:00: Introduction M. Sc. International Information Systems Management @ WE5/00.019 / [Teams](#)

## Thursday, 21st April 2022

- 8:30 to 12:30: Introduction M. Sc. Computing in the Humanities @ WE5/00.022 / [Teams](#)
- 8:30 to 12:30: Introduction M. Sc. Angewandte Informatik @ WE5/00.019 / [Teams](#)
- 14:00 to 16:00: Guided tour of the campus, Meet and greet with political student groups and Get-Together with the professors @ ERBA-Innenhof

## Friday, 22nd April 2022

- 10:00 to 10:30: Tour of the university library @ ERBA-Bibliothek (library on the ERBA campus)

## Dear new students,

welcome to the University of Bamberg. We are pleased that you have decided to study here with us at the Faculty of Information Systems and Applied Computer Science (short WIAI).

In order to make your start as easy as possible, we have compiled a lot of information in this booklet that will be helpful for you in the coming time. Some of it we will go through together during introductory days, other information you can read up on later during the first weeks of the semester.

On the following pages you will find the most important details about the structure of the university, your course of studies, but also some recommended leisure activities and tips on how to get around the university locations spread over the city.

From time to time, the responsible persons from different departments of the university have their say in this booklet. So don't be surprised if you are addressed in a more formal way in some parts. We have marked these requests to speak with a different font. Since we ourselves are students like you, we prefer to be on first-name terms with you.

While we are at it: We are looking forward to many conversations with you! If you have any questions during your time here, just come by our office in room WE5/02.104. During the day you will usually find someone there who can help you. You can also contact us by email (✉ [fachschaft-wiai.stuwe@uni-bamberg.de](mailto:fachschaft-wiai.stuwe@uni-bamberg.de)) and phone (☎ +49 951 863-1219).

We wish you a good start into the first semester!

Your  
student representatives WIAI





## Welcome to the Faculty of Information Systems and Applied Computer Sciences at the University of Bamberg

*Dear Students,*

Professors and staff of the Faculty of Information Systems and Applied Computer Sciences are delighted to welcome you to the University of Bamberg. This guide is intended to help you familiarise yourself with the university and issues relating to your upcoming studies. We would like to cordially invite you to participate in the Introduction Days for first-year students taking place from the 10th to 14th of October 2022 in the ERBA building *An der Weberei 5*.

The faculty aims at integrating first-year students into daily life at the university from their first day onwards, helping you avoid “wrong tracks” and inspiring you to actively take part in university life. During the orientation, we will offer lectures on topics of general interest for first-year students and take up special issues in various tutorials. The updated and detailed schedule is to be found on the left side. We especially want to encourage you to plan your schedule for the first semester during the orientation and get to know important contact persons for different issues coming up during your studies.

The orientation for first-year students is being organised by the *Fachschaft WIAI* (Faculty Student Representatives) and financially supported by the “action programme to shorten the duration of study at Bavarian universities” (*Aktionsprogramm zur Verkürzung der Studiendauer an den Universitäten Bayerns*) established by the Bavarian State Ministry for Education, Science and the Arts (*Bayerisches Staatsministerium für Bildung und Kultus, Wissenschaft und Kunst*).

***The Faculty of Information Systems and Applied Computer Sciences  
wishes you  
a good start at the University of Bamberg and success in your studies.***



# Contents

Welcome from the student representatives iii

## CHAPTER 1 **University and Faculty** 1

- 1.1 The University of Bamberg 1
- 1.2 The WIAI Faculty 2
- 1.3 Women's Representative of the WIAI Faculty 4
- 1.4 Career & International Center 5
- 1.5 Student Representatives 5

## CHAPTER 2 **Information on Your Course of Studies** 7

- 2.1 International Software Systems Science (ISoSySc) 7
- 2.2 General Information regarding Studies and Exam System 8
- 2.3 Programme Advisory Service 10
- 2.4 Duration of Studies 10
- 2.5 European Credit Transfer and Accumulation System (ECTS) 11
- 2.6 Teaching Format and Assessment 11
- 2.7 Flexible Examination System 13
- 2.8 Example Module Description 16
- 2.9 Structure of the ISoSySc Master's Degree Programme 16
- 2.10 Language Centre 21
- 2.11 Creating a Timetable 22

## CHAPTER 3 **IT-Infrastructure and Online Services** 28

- 3.1 BA Number 28
- 3.2 Email 29
- 3.3 Internet Access in University of Bamberg Buildings 29
- 3.4 Virtual Campus 30
- 3.5 UnivIS 31
- 3.6 FlexNow2 32
- 3.7 Further Services 33
- 3.8 IT Support 34
- 3.9 Computer Labs 34
- 3.10 E-learning: Virtuelle Hochschule Bayern 35

## CHAPTER 4 **More to Know** 36

- 4.1 Consulting Services 36
- 4.2 Room for Studying 37
- 4.3 Learning Centre 38

## CHAPTER 5 **Living in Bamberg** 39

- 5.1 Public Transportation in Bamberg 39
- 5.2 Sports 40
- 5.3 Leisure and Culture 41

5.4 Jobs and Finances 45

**Map of the ERBA Campus 48**

**Imprint 49**



# 1 | University and Faculty

## 1.1 The University of Bamberg

The University of Bamberg is a medium sized university with a distinct profile in Humanities and Cultural Studies, Social and Economic Sciences as well as Human Sciences and Applied Computer Sciences. The university is divided into the following four faculties:

- Humanities, "*Geistes- und Kulturwissenschaften*" (**GuK**),
- Social Sciences, Economics and Business Administration, "*Sozial- und Wirtschaftswissenschaften*" (**SOWI**),
- Human Sciences and Education, "*Humanwissenschaften*" (**Huwi**), and
- Information Systems and Applied Computer Sciences, "*Wirtschaftsinformatik und Angewandte Informatik*" (**WIAI**).

The German name of the University of Bamberg, Otto-Friedrich-Universität, is not—as you might assume—derived from a person named Otto Friedrich. Rather, it has the following origin: in 1647 Prince Bishop Melchior **Otto** Voit of Salzburg founded the predecessor of today's university. Prince Bishop **Friedrich** Karl of Schönborn is said to be one of the first major sponsors of the university and expanded it generously in 1735 by a law faculty (which no longer exists today).

The university is distributed over numerous buildings in different parts of the city. A complete list and a map can be found online: <https://www.uni-bamberg.de/en/university/directions-locations/>. As a student in the International Software Systems Sciences degree, you will attend most of your classes at the following location:

- ERBA, *An der Weberei 5* (abbreviated **WE5**): WIAI faculty, Language Centre, ERBA Library, and Cafeteria

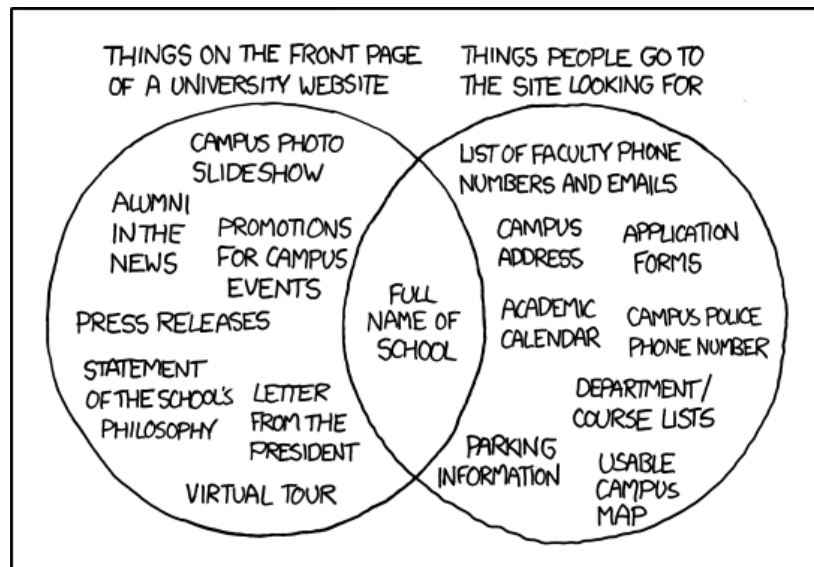
Apart from the ERBA, you may need to be aware of the following other university locations (note the abbreviations which are used in the coding of classroom and office numbers):

- *Gutenbergstraße 13* (**GU13**): additional location for offices of the WIAI faculty
- *Feldkirchenstraße 21* (**F21** or **Feki**): library, canteen (also called *Mensa*), SOWI faculty and classrooms in the old canteen *alte Mensa* (**FMA**)
- *An der Universität* (**U2 – U11**), *Am Kranen* (**KR1 – KR14**): classes for modules offered by the GuK faculty
- *Markusplatz 3* (**M3**) and *Markusstraße 8a* (**MG1** and **MG2**): classes for modules offered by the Huwi faculty
- *Austraße 37* (**AU37**): Women's Office, *Studentenwerk*



- *Kapuzinerstraße* (K16, K20/22, K25): University Board of Management, Central University Administration, Office of the Academic Registrar, Central Student Advisory Service, and International Office

People go to the website because they can't wait for the next alumni magazine, right? What do you mean, you want a campus map? One of our students made one as a CS class project back in '01! You can click to zoom and everything!  
Quelle: <https://xkcd.com/773/>



## 1.2 The WIAI Faculty

The Faculty of Information Systems and Applied Computer Sciences (WIAI), which was established on October 1st, 2001, is characterised by an interdisciplinary curricular layout that remains the only one of its kind in Germany. It combines the field of Information Systems, with its foundations in both Business Science and Computer Science, with a range of applied computer sciences focused on the humanities and human sciences, and also with classic subject areas pertaining to theoretical and practical Computer Science. Synergy with the university's main focus areas in the humanities, human sciences and in social sciences, economics and business administration is fostered by integrative course offerings and joint research endeavours. Due to this application-oriented curricular profile within a forward-thinking, thoroughly integrated modern course offering, our research-led degree programmes occupy a unique place in international education. Thus, the faculty embraces the increasingly important non-technical dimension of the applied computer sciences with currently 17 research chairs and professorships of high international renown. These are organised in three sections:

- The Information Systems section with course offerings in *Information Systems* and *International Information Systems Management* has a long tradition in Bamberg: in the 1987/88 winter semester the first course of studies in Information Systems was established at a Bavarian university and was the third one in Germany.
- The Applied Computer Science section with course offerings in *Applied Computer Science* and *Computing in the Humanities* addresses

the usage of computer science in innovative applications. The required foundations and methods in Informatics are imparted as well as a full qualification profile for the conception and development of user-oriented applications from Human-Computer Interaction, Media Informatics and Cultural Computing to Cognitive Science and Smart Environments.

- The Computer Science section provides course offerings in *Software Systems Science* focusing on the advanced engineering of complex distributed and mobile software systems which are gaining critical importance in modern IT applications and infrastructures. The modules cover advanced software engineering methods, aspects of privacy and security in IT, state-of-the-art networked, distributed and mobile software technologies, as well as novel techniques for analysing and verifying complex software.

Applied Computer Science	
Prof. Dr. Ute Schmid	Cognitive Systems
Prof. Dr. Christoph Schlieder	Cultural Computing
Prof. Dr. Andreas Henrich	Media Informatics
Prof. Dr. Tom Gross	Human-Computer Interaction
Prof. Dr. Diedrich Wolter	Smart Environments
Prof. Dr. Fabian Beck	Information Visualization
Prof. Dr. Christoph Benzmler	AI Systems Development
Prof. Dr. Christian Ledig	Explainable Machine Learning
Computer Science	
Prof. Dr. Guido Wirtz	Distributed Systems Group
Prof. Michael Mendler, PhD	Informatics Theory Group
Prof. Dr. Udo Krieger	Communication Services, Telecomm. Systems and Computer Networks
Prof. Dr. Daniela Nicklas	Mobile Devices / Mobility
Prof. Dr. Dominik Herrmann	Privacy and Security in Information Systems Group
Prof. Dr. Gerald Luttgen	Software Technologies Research Group
Prof. Dr. Michael Engel	Low-level Programming
Information Systems	
Prof. Dr. Thorsten Staake	Energy Efficient Systems
Prof. Dr. Sven Overhage	Industrial Information Systems
Prof. Dr. Tim Weitzel	Information Systems and Services
Prof. Dr. Daniel Beimbom	Information Systems Management
Prof. Dr. Oliver Posegga	Social Networks

**Table 1:** Departments and Research Groups at the WIAI faculty

We have 2123 enrolled students in our 11 bachelor's and master's degree programmes which make up almost 15% of the total student body in Bamberg. Research-led education at the faculty provides for a strong international component by including an optional study abroad experience and foreign language modules. Our teaching is characterised by a first-class supervision, modern lecture and seminar rooms, well-furnished



WIAI department chairs

laboratories and a library at the new university facilities on the *ERBA Insel*.

### 1.3 Women's Representative of the WIAI Faculty

The Women's Representative is the first contact point for suggestions, complaints or questions concerning women-specific affairs in the WIAI faculty. At WIAI, you can join a network of students and lecturers. They provide information for women in computer science, regular meetings and organised field trips. Furthermore, the Women's Representative is active in the university-wide panel for a family friendly university and organises computer science workshops for girls at secondary schools. More information can be found at <https://www.uni-bamberg.de/en/wiai/the-faculty/gremien/womens-commisioner/>.

#### Prof. Dr. Ute Schmid

- 📍 Room: WE5/02.112
  - 📞 Phone: +49 951 863-2860
  - ✉ Email: [wiai.frauenbeauftragte@uni-bamberg.de](mailto:wiai.frauenbeauftragte@uni-bamberg.de)
  - 📅 Consultation Hours: by arrangement
- Please send a short notice if you are planning on stopping by.

Deputy Women's Representatives:



Prof. Dr. Ute Schmid



Caroline Oehlhorn  
Prof. Dr. Daniela Nicklas

## 1.4 Career & International Center

The Career & International Center offers information regarding career/internships and gives advice on the study abroad programmes at the University of Bamberg. Thus, it is your prime contact for implementing your studies in the A5 module group. In particular, it may help with internships in Germany and abroad, job offers for graduates as well as informational events and work-oriented advanced training.

### Dr. Laura-Christiane Folter

📍 Room: WE5/01.018  
📞 Phone: +49 951 863-2977  
✉ Email: [careercenter.wiai@uni-bamberg.de](mailto:careercenter.wiai@uni-bamberg.de)  
📅 Consultation Hours: by appointment

Please send a short notice if you are planning on stopping by.

You can find links to interesting job fairs or recommended literature about the topic of applications at the web page: <https://www.uni-bamberg.de/en/wiai/career/additional-services-and-useful-links/>. In the Virtual Campus (VC) you can find information on current job offers, internships or other company events in the course “Jobbörse WIAI”. On the website of the Career & International Center you will find more information about the topic: <https://www.uni-bamberg.de/en/wiai/career/>



Dr. Laura-Christiane Folter

### 1.4.1 International Affairs Representative

Please contact the Career & International Center (Sec. 1.4) for special study-specific or organisational questions about planning and pursuing studies abroad within the A5 module group. In the VC-course <https://vc.uni-bamberg.de/course/view.php?id=2041> you can find detailed information on the topic “International Studies”.

## 1.5 Student Representatives

The faculty student representatives (*Fachschaftsvertretung WIAI*) represent all students of the WIAI faculty. Sending delegates to boards and committees at different levels of university government, we voice student interests, wishes and concerns. We help you with any issues concerning the university administration, professors or teaching staff. We also assist you in your studies by providing old exam papers, lecture notes, learning aids and the like.

Furthermore, we organise events that enrich student life at our faculty: the  $\LaTeX$ -Workshop at the beginning of the semester; an excursion to



the computer expo CeBIT; LAN parties; a summer barbecue; the faculty Christmas party; the new student introduction days; and a formal dance.

In order to give you the best support possible, we need your help and your feedback. So come and talk to us whenever you encounter problems with your examination regulations (*Prüfungsordnung*), the scheduling of your classes or if there are any other issues or troubles with your studies, university life or your stay in Bamberg. We can most likely help you sort things out or point you in the right direction.

Take a look at our website for useful information about your studies and for announcements concerning our workshops and events. On the Virtual Campus join the course *Aktuelle Informationen der Fachschaft WIAI* to stay up to date. For questions and suggestions, send us an email at ✉ [fachschaft-wiai.stuve@uni-bamberg.de](mailto:fachschaft-wiai.stuve@uni-bamberg.de) or give us a call at ☎ +49 951 863-1219. You are also very welcome to drop by our office in room WE5/02.104.

Would you like to join us, getting to know our faculty and university government or organising events and workshops? Our weekly meetings are open to the public and our doors are (almost) always open. During the pandemic we also worked on a way to conduct and enable everyone to participate in our meetings online on <https://www.wiai.de/sitzung>.



**We look forward to meeting you!**

**The WIAI student representatives wish you  
success in your studies and a great time at our university!**

**<http://www.uni-bamberg.de/wiai/fs/>  
<https://vc.uni-bamberg.de/moodle/course/view.php?id=284>**

📍 Room: WE5/02.104

## 2 | Information on Your Course of Studies

Now that you are provided with all kinds of general information on our university, it is time to dedicate yourself to what you are here for: your course of studies. In this chapter you will first find general information about your studies and your degree programme. Your subject study advisor will explain the composition of the master's programme in International Software Systems Science. This will give you an overview of which modules you have to take (and pass) and which further hurdles you have to overcome to obtain your master's degree. With this knowledge you will then be well prepared to make a — possibly preliminary — plan of your studies and to compile your personal timetable for the first semester.

### 2.1 International Software Systems Science (ISoSySc)

Software is the driving fabric behind many of the technological advances that enrich our every-day lives at home, work and in public. Software arises from human imagination and creativity and there seems hardly limit to what software can achieve. Yet, software is also a serious engineering enterprise. More and more important tasks in government administration, industrial production, health care, public transport, etc., are being put into the “digital hands” of mobile and networked computer systems. The underlying software must be extremely reliable and constructed according to the highest standards. Meeting the demands on safety and robustness cleverly is both exciting and a challenge as distributed software is becoming increasingly complex. The power to design such software for the next generations comes equally from the creativity for discovering unconventional solutions and the mastership of advanced professional techniques and methodologies that are scientifically grounded in a system-oriented perspective.

Have you completed an undergraduate degree in Computer Science or a closely related area and wish to prepare yourself solidly for a career in the software industry or software research? Then our master's degree programme is right for you. The degree programme in International Software Systems Science (ISoSySc) enables you to specialise in all tasks needed for analysing, designing and developing large, networked software systems with innovative methods. The programme is informed by current trends in industry and research, and relays advanced knowledge in the architecture, development and analysis of modern software by teaching state-of-the-art techniques and methods in complex software engineering for distributed and mobile software systems.



Through your choice of elective modules you can put special emphasis on the following focal areas:

- S1 Distributed and Mobile Systems,
- S2 Software Analysis and Verification,
- S3 Service-oriented Architectures or
- S4 Communication Systems and Protocols

Student projects and a study period abroad or an industrial internship broaden your perspective, strengthen your team aptitude and help you gain valuable experience. This will equip you with all skills and knowledge necessary to succeed as a highly valued software expert in the dynamic and future-proof IT industry, or as a skilled researcher in international laboratories in industry or at university. Since all teaching is conducted in English, this is your springboard for a career in the globalised economy.

## 2.2 General Information regarding Studies and Exam System


You will find important information on the Master's degree programme in International Software Systems Science in the following documents:

- **Study and Subject Examination Regulations (*Studien- und Fachprüfungsordnung* or short *StuFPO*)** your degree programme
- **General Examination Regulations (*Allgemeine Prüfungsordnung*, short *APO*)** applicable to all bachelor's and master's degree programmes of the WIAI faculty
- **Module Handbook (MHB)** containing the module tables and list of available course offerings.

These documents can be found as PDF files at <http://www.uni-bamberg.de/en/ma-isosysc/regulations-documents/>.

**Please note:** although the information given in this brochure is produced with care, it is not legally binding. It does not replace the careful study of the aforementioned official regulatory documents. Wherever there is an English version available, the German original is still the legally binding text.

The master's degree programme in International Software Systems Science can be studied as a full-time or part-time course of study. The documents above along with the subsequent explanations apply to full-time studies. For part-time studies, there are additional regulations which can be found here: <http://www.uni-bamberg.de/en/ma-isosysc/part-time-studies/>.



Life is too short for man pages, and occasionally much too short without them.  
Quelle: <https://xkcd.com/293/>

Current information on the available teaching modules, their dates and locations as well as detailed instructions and teaching materials for the current semester can be found here:

- the course catalogue *Vorlesungsverzeichnis* in the **UnivIS online information** pages (see section 3.5) <http://univis.uni-bamberg.de/> and the
- **Virtual Campus** (see section 3.4) at <https://vc.uni-bamberg.de/moodle/index.php?lang=en> where you can also register for your selected modules.

See also section 2.11. If you have any questions, please do not hesitate to contact the programme study advisor as indicated in the following section 2.3.2.

Apart from the modules' individual course pages, there are other useful general courses you should register for on the Virtual Campus. Specifically, you will receive news and announcements concerning the degree programme and examinations via the following two information forums:

- General information forum of the examining board for Applied Computer Science, Computer Science and Computing in the Humanities: <https://vc.uni-bamberg.de/moodle/course/view.php?id=972>
- Joint **ISoSySc Information Forum** for the M. Sc. degree programmes in Software Systems Science: <https://vc.uni-bamberg.de/moodle/course/view.php?id=960>

You can also post questions on the forums.

**Please note:** The information forum of the examining board serves all degree programmes and will issue information mostly in German.

If you are not sure who to approach with your question, feel free to contact the student representatives.

## 2.3 Programme Advisory Service

During your studies you will most certainly come across a few questions, uncertainties, or problems. If these regard your current studycourse the first persons to approach are the Programme Study Advisor of your course and the corresponding examining board. Both will be introduced in this section.

If you have any other questions, i.e. regarding support in legal, social or psychological situations section 4.1 will have further information.

### 2.3.1 Examination Board

The examination board deals with all matters concerning the operational implementation of the exam regulations. It advises on the terms on conditions of taking exams and deals with complaints regarding marks. It also issues formal learning agreements in connection with personal study plans, study abroad and internships in module group A5, or any other ECTS credit points earned outside of the prescribed module groups that you may wish to be recognized towards your master's degree. Further information can be found on website of the examining board <https://www.uni-bamberg.de/ai/studium/pruefungsausschuss/> and in the corresponding VC course <https://vc.uni-bamberg.de/mod/forum/discuss.php?d=195244> (both are currently only available in German).

#### Ines Häuser

☎ Phone:	+49 951 863-2515
📍 Room:	WE5/01.079
📅 Consultation Hours:	Mon 15–17 Wed, Thu 10–12
✉ E-Mail:	<a href="mailto:pa.inf-ai@uni-bamberg.de">pa.inf-ai@uni-bamberg.de</a>

### 2.3.2 Programme Study Advisor

If you have questions about your studies, do not hesitate to contact the Degree Programme Advisor:

#### Aboubakr El Hacen Benabbas

📍 Room:	WE5/05.129
☎ Phone:	+49 953 863-3672
✉ Email:	<a href="mailto:studienberatung.ma-isosysc@uni-bamberg.de">studienberatung.ma-isosysc@uni-bamberg.de</a>
📅 Consultation Hours:	By Appointment
Please send a short notice if you are planning on stopping by.	



Aboubakr El Hacen Benabbas

## 2.4 Duration of Studies

The master's degree has a regular duration of four semesters (see StuFPO § 30 Paragraph 1) for acquiring the master's degree. To allow for individual



variations, you can extend the duration of your studies up to a maximum of six semesters (see StuFPO § 30 Paragraph 2).

## 2.5 European Credit Transfer and Accumulation System (ECTS)

The degree programme is delivered through individually examined teaching modules. Each teaching module has an associated workload measured in credit points in line with the **ECTS** (European Credit Transfer System). It measures the average total workload in hours that is typically needed to complete a module. You should consider this when planning your study schedule for a semester. A module with more ECTS points normally also means a higher workload:

- 1 ECTS = 25–30 hrs total student workload (all included)
- 6 ECTS = 150–180 hrs for a standard course module of 4 contact hrs/week, combining lectures and tutorials
- 30 ECTS = 750–900 hrs total module load per semester

The full degree programme consists of 120 ECTS points.

ECTS points are granted for successfully passing a given module's examinations. The module handbook describes what the examination consists of and what the minimum requirements are to pass (possibly different parts of) the exam, see section 2.6 below. The ECTS points are also used as an arithmetic weight by which the module mark influences the final mark of your degree.

**Please note:** In order to complete your studies in the nominal period of 2 years, you must attend and pass an average of 30 ECTS worth of modules each semester. Also, you must have achieved a minimum of 60 ECTS points before you are permitted to start work on your master's thesis (see StuFPO § 35, Paragraph 5).

## 2.6 Teaching Format and Assessment

Modules have different teaching formats and course types (lecture, tutorial, lab session, seminar, block course, excursion, etc.); there are also different forms of assessment (oral exam, written exam, open book assignment, written essay, colloquium, presentation, ...). Exactly which kind of courses and form of assessment apply to a module is determined by the module lecturer. Details can be found in the module handbook.

The duration of a course is normally given in **teaching hours** per week, "Semesterwochenstunden" abbreviated "**SWS**". In general, 1 SWS corresponds to one 45-minute lesson per week during the semester period of typically 14 weeks. The time for preparation and revision work is not included in the SWS count.

### 2.6.1 Teaching Format

The following will provide an overview of the main types of courses you will experience:

**Lectures** Lectures serve as an introduction to the topic of a single module and convey the basic terms and approaches of the field. Also, they are meant to give a systematic overview of the subject. The number of participants is not limited.

**Tutorials** In tutorials, the material covered in the lectures presented in greater detail. Relevant methodical and technical skills can be acquired and intensified by practice with concrete tasks or case studies. The number of participants may be limited due to restrictions in room size and/or lab equipment. Also, tutorials may require submission of solutions to homework assignments and/or presentation of solutions in class.

**Seminars** Seminars are courses where specific questions of the various subdomains of Software Systems Science are expanded upon and discussed. In seminars, you deepen your knowledge of a specific topic through independent research and by compiling a scientific paper (*Hausarbeit*) based on your findings. Normally, students are also expected to give an oral presentation (*Referat*). The number of participants is typically limited.

**Projects** With projects, you can apply and intensify your acquired knowledge and skills in a field of your choice. This normally involves a practical task that is undertaken by you independently or as a group work. It is documented in a project report (*Hausarbeit*) and presented in a project presentation (*Kolloquium*). Your work may be graded on an individual basis or for the group as a whole. This will be determined by the lecturer.

**Please note:** With some exceptions (notably, seminars and project meetings), there is no formal requirement for attendance. Often lecturers do not check attendance. This gives you considerable freedom but also great **personal responsibility** to ensure your learning progress. You are expected to follow the topics covered in class continuously, prepare yourself before the classes and revise the material carefully at home. In particular, before class you are expected to consolidate your knowledge by reading the relevant materials as indicated by the lecturer. These **private studies** are an integral part of every module in the research-led ISoSySc master's level programme.

### 2.6.2 Assessment

The course assessment is mostly carried out through written or oral exams, homework assignments, project deliverables, written essays and lab practicals. Combinations of these forms of assessment are also possible. The precise form of the examination and the relative weighing of the

marks obtained from these parts are left to the discretion of the course lecturer. However, they are specified in the module handbook.

Final written exams are usually held immediately after the end of the semester, i.e. February/March for the winter semester and the end of July/August for the summer semester. Be aware that there are **strict deadlines for exam registration**, usually some time after the first half of each semester. You can find more information below in section 2.7.

In some modules, it is possible to gain bonus points counting towards your exam score by completing optional homework assignments during the semester.

**Please note:** Most modules are normally offered **either** in the winter **or** in the summer semester. Some modules, such as projects and seminars are offered in the winter **and** in summer semester. Exams are generally offered each semester. This means that

- if you **miss** a module in one semester, you may have to wait one year before you can **attend** it next time. However,
- if you **fail** a module in one semester, you can **resit the exam** in the following semester. You only have to register for the exam and do not need to attend the module classes a second time.

## 2.7 Flexible Examination System

Every module is assessed through one or more exams as described in the corresponding module handbook entry for the module. There could be a written or an oral exam, the writing of a term paper, a presentation, colloquium or a combination thereof. In case of a combination, the module handbook specifies the relative weight of each component.

The different forms of assessment are described in the General Examination Regulations APO § 9 Paragraph 2.

Passing a module's exam(s) is the prerequisite for acquiring the associated ECTS points.

### 2.7.1 Examination Dates

The exams are linked to modules and take place after the end of every semester, i.e., in February/March for the winter semester and July/August for the summer semester. Most module exams can be taken during the exam period of every semester, whether or not the module is delivered during that semester.

There is no formal requirement that you must take the exam(s) during the semester in which you attend the module. You can decide each semester on which exams you want to register for, see section 2.7.3 and section 2.7.7 below.

**Please note:** Although this gives you the freedom to create your individual study and exam plan, you are strongly advised to **take the exam(s)**

**immediately.** If you fail, you can re-sit the exam during the exam period of the following semester. You can re-sit an exam as often as necessary **but only within the limits of the maximum 3-year study period.**

### 2.7.2 Optional Assignments “Bonus Points”

In some modules, you can complete optional assignments during the semester to gain bonus points in order to improve your exam grade. However, you must pass the exam itself for the bonus points to be added to your credit. You will find out from the course website or during the first lectures of a module if there are such optional assignments.







<https://flexnow.uni-bamberg.de/FN2AUTH/FN2AuthServlet?op=Login>

### 2.7.3 Registration and Deregistration for the Exams

You must register for your exams via the electronical exam administration tool of the University of Bamberg, called **FlexNow2** (see Section 3.6). You can reach it via: <https://flexnow.uni-bamberg.de/FN2AUTH/FN2AuthServlet?op=Login>.

With your student registration, you should have received the necessary access credentials (ba-identification, password). You can find a detailed documentation on the FlexNow2 website. The website is currently in German but will be available in English in time. If you encounter problems with the registration, please contact the Office of Examinations:

#### Elaine Lopez-Hirt

-  Room: K25/01.19
-  Phone: +49 951 863-1132
-  E-Mail: [wiai-pruefungen@uni-bamberg.de](mailto:wiai-pruefungen@uni-bamberg.de)
-  Consultation Hours: By Appointment

Please send a short notice if you are planning on stopping by.

Alternatively, feel free to contact the ISOsySc programme study advisors (see section 2.3.2). They will be happy to give you a hand with your exam registration.

**Please note:** Be sure that you do not miss the **exam registration deadlines** when planning to register for your exams. The registration period is announced by email, on the homepage of the examining board, and through the ISOsySc Information Forum on the Virtual Campus (see section 2.2). Also, you will be reminded of this deadline via an announcement on the VC-course of (nearly) every class you take. You might even feel a little annoyed at this, but it all goes to show how incredibly important that deadline is. If you miss it, you will not be able to sit your exams and thus obtain credits for your classes! It is usually quite early in the semester, so be sure to pay attention to it. **When in doubt, ask your class mates!**

It is also possible to **deregister from exams**. The cancellation period normally begins shortly after the beginning of the registration period. After

the end of the deregistration period, there is no possibility to withdraw from an exam.

#### 2.7.4 Registration for Projects

In order to ensure that you receive all information about upcoming projects, you must enrol in the VC-course *Zentrale WIAI-Projektanmeldung* (<https://vc.uni-bamberg.de/moodle/course/view.php?id=24052>). This VC-course contains specific information about centrally organised projects and their requirements. At the bottom of the VC-course you can find additional information about decentralised projects.

At the end of each semester, you can apply for centrally organised projects within the central project registration for the subsequent semester. For further information about specific projects and central project registration, join the VC-course or send an email to the specific academic unit offering decentralized projects.

#### 2.7.5 Registration for Seminars

In case you would like to participate in a seminar, you must search for information about the first session in the UnivIS, VC-course or on a specific academic unit's webpages. Generally, you need to attend the first session for further information about registration and other procedures. Occasionally, you have to register for your seminar via the seminar's VC course, especially when it comes to the election of your presentation topic. Additionally, you should join the VC-course of the student representatives (*Aktuelle Informationen der Fachschaft WIAI*, <https://vc.uni-bamberg.de/moodle/course/view.php?id=284>), which collects all information about seminar topics and distributes them via newsletter before the new semester starts.

#### 2.7.6 Oral Exams

**Please note** that oral exams require an additional appointment for date and time of the exam. Appointments can be made with the respective teaching group offering the exam. In case you are sick, you can withdraw from the exam without failing. For this, you would need to get a sick note from a general physician for the day of the exam and submit it to the examiner. This is also the mandatory procedure if you want to withdraw from any other form of examination.

#### 2.7.7 Repetition of Exams

According to the General Examination Regulations APO § 11 Paragraph 3, it is possible to repeat a module exam that was failed. Once you passed a module exam, it may not be repeated (e.g. to improve your grade).

Resitting a failed exam is only possible for the whole module exam (APO § 11 Paragraph 4, Clause 1). This means that if you fail just a part of the module, in case the module's assessment comprises several segments,



you have to **repeat the whole module exam**, i.e., all exam segments. However, optional assignments are transferred for the next exam grade, provided you retake the module exam in the next exam period within the regular cycle (see APO § 11 Paragraph 4, Clause 2). After that, results from optional assignments expire as well.

**The master's thesis can only be repeated once** according to APO § 18.

**Please note:** The contents of a module exam are typically based on the topics presented in the classes during the last time the module was regularly offered. So, if you do not take the exam immediately at the end of the semester, you may find the lecturer of a class has changed some of the contents of the course. This means you need to prepare different topics for the exam the next time round. In this case, check with the respective lecturer, so you know what is expected!

## 2.8 Example Module Description

Now that you know about the most important terms and regulations, here is a short example of a module description as you will find it in the module handbook:

- The **abbreviation** of the module (i. e. SWT-FSE-B for “Foundations of Software Engineering”)
- The corresponding **module group(s)**
- The **ECTS-Credits** awarded for successfully completing the examination
- The **examination regulations** for successfully completing the module (i. e. “Passing the exam”)
- The approximated **amount of work** for this module (in hours) calculated based on the awarded ECTS.
- The **recommended knowledge** needed to attend the module.
- The **individual lectures/classes** corresponding to the module.
- The **exams** for the module.

Terminology:

- WS = Winter Semester, SS = Summer Semester
- SWS = weekly teaching hours, 1 SWS = 45 mins

## 2.9 Structure of the ISoSySc Master's Degree Programme

The following gives you an idea of the overall structure of the degree programme. Please consult the web pages <http://www.uni-bamberg.de/en/ma-isosysc/>. Also, follow the SoSySc Information Forum on the Virtual Campus (see Sec. 2.2) regularly for further **up-to-date information**.

## 2.9.1 Module Groups

The ISOsySc master's studies are structured into five thematic module groups, each of which specifies a range of electives from which you select to define your personal study path. The module groups, labeled A1–A5, are described in attachment 1 of the study and examination regulation (StuFPO) for the ISOsySc master's degree and on the web page <http://www.uni-bamberg.de/en/ma-isosysc/structure-and-curriculum/>.

**A1 – Software Systems Science** (36–54 ECTS): In this module group you choose 36–54 ECTS from the advanced-level modules in foundations of computer science, communication systems and computer networks, mobile software systems, software technology and programming languages as well as distributed systems and security and privacy. This includes 30 ECTS of basic modules which are compulsory.

**A2 – Domain-specific Software Systems Science** (0–18 ECTS): This module group comprises 0–18 ECTS of optional advanced-level modules from applied fields of computer science related to Software Systems Science such as IT management, energy efficient systems, smart environments, human-computer interaction, cognitive systems, computing in the cultural sciences and social networks. The available offerings may change from one year to the next.

**A3 – Seminar and Project** (9 ECTS): In this module group you will attend a seminar and run a project to deepen your understanding of the topics covered by the module groups A1 and A2.

**A4 – Master's Thesis** (30 ECTS): In the master's thesis, you conduct independent research leading to a written dissertation on a given advanced topic in an area related to Software Systems Science. This individual work is supervised and guided by a member of the faculty's academic staff.

**A5 – International Experience** (27 ECTS): Here you get the opportunity to enrich your studies through a distinctively international academic or industrial experience.

All in all you must accomplish **54 ECTS within the module groups A1 and A2**.

You can find a list of the available modules within these different module groups in the module handbook which is published before the beginning of every winter semester. It is valid for one academic year. The current version of the module handbook can be found at: <http://www.uni-bamberg.de/en/ma-isosysc/regulations-documents/>

You also have the possibility to take up to 15 ECTS in foreign languages. More information concerning the language offerings can be found in the languages section

The sum of the credit points to be acquired, including the master's thesis, is 120 ECTS. This means that if you cover an average of 30 ECTS points per semester, you can complete within the regular study duration of 4 semesters as stated in section 2.4.

The following will provide you with the current list of modules offered within the different module groups for the academic year 2021-2022. The choices may change during the 2022-2023 academic year.

### 2.9.2 Module Group A1 – Software Systems Science [36–54 ECTS]

Abbreviation	Module Name	Term	ECTS
<b>Compulsory Modules</b>			<b>30</b>
DSG-DSAM-M	Distributed Systems Architecture and Middleware	WS	6
PSI-AdvaSP-M	Advanced Security and Privacy	SS	6
KTR-GIK-M	Grundbausteine der Internet-Kommunikation	SS	6
MOBI-DSC-M	Data Stream and Complex Event Processing	WS	6
SWT-CPS-M	Cyber-Physical Systems	WS	6
<b>Optional Modules</b>			<b>6–24</b>
DSG-DistrSys-M	Distributed Systems	SS	6
MOBI-ADM-M	Advanced Data Management	SS	6
SWT-ASV-M	Applied Software Verification	SS	6
SWT-SWQ-M	Software Quality	WS	6
KTR-MAKV-M	Modellierung und Analyse von Kommunikationsnetzen und Verteilten Systemen	SS	6
KTR-MMK-M	Multimediakommunikation in Hochgeschwindigkeitsnetzen	SS	6
DSG-SOA-M	Service-Oriented Architecture and WebServices	SS	6
DSG-SRDS-M	Selected Readings in Distributed Systems	WS, SS	3
GdI-FPRS-M	Functional Programming of Reactive Systems	SS	6
KTR-Mobi-M	Mobilkommunikation	WS	6

**Table 2:** Module Group A1

### 2.9.3 Module Group A2 – Domain-specific Software Systems Science [0–18 ECTS]

Abbreviation	Module Name	Term	ECTS
<b>Optional Modules</b>			<b>0–18</b>
EESYS-ES-M	Energieeffiziente Systeme	SS	6
EESYS-DAE-M	Data Analytics in der Energieinformatik	WS	6
HCI-MCI-M	Mensch-Computer-Interaktion	SS	6
HCI-US-B	Ubiquitäre Systeme	WS	6
KogSys-ML-M	Lernende Systeme (Machine Learning)	WS	6
SME-STE-M	Introduction to Knowledge Representation: Space, Time, Events	WS	6
SNA-OSN-M	Projekt zu Online Social Networks	WS	6

**Table 3:** Module Group A2

Since some courses might stipulate prerequisites, which you are missing, you can catch up by attending a bachelor's course. The StuFPO (Study and Subject Examination Regulations) stipulates in § 40 Paragraph 2 that

**up to 12 ECTS** can be taken from bachelor's modules. If you wish to take this option, you have to file an application with the degree programme representative in which you provide evidence that the contents of the requested bachelor's module:

1. were not covered by your completed B.Sc. degree (e.g. add your B.Sc. transcript)
2. are a prerequisite for a specific master's module (e.g. add statement from the module lecturer).

Some typical such bachelor module's which may be missing in your background and which are normally accepted under § 40 Paragraph 2 are specified on the VC information page <https://vc.uni-bamberg.de/mod/page/view.php?id=773007>

## 2.9.4 Module Group A3 – Seminars & Projects [9 ECTS]

Abbreviation	Module Name	Term	ECTS
Seminars			
SSS-SEM-M	Master-Level Seminar in Software Systems Science	WS, SS	3
Projects			
MOBI-PRS-M	Master Project Mobile Software Systems (SoSySc)	SS	6
DSG-Project-M	Masterprojekt Distributed Systems	WS, SS	6
SWT-PR2-M	SWT Masters Project in Software Systems Science	WS	6
KTR-SSSPoj-M	KTR Master Project Software Systems Science	WS, SS	6
PSI-ProjectSP-M	Project Security and Privacy	WS, SS	6
PSI-ProjectCAD-M	Project Complex Attacks and Defenses	WS, SS	6

**Table 4:** Module Group A3

Master's seminars are offered every semester by the faculty's research groups in Computer Science, Applied Computer Science and Information Systems. You are free to choose any of these seminars, provided they are related to Software Systems Science and apply and/or deepen the knowledge gained from the module groups A1 and A2.

Please contact the lecturers (or secretary) of the research groups for available seminars and projects, or check the module lists "Vorlesungsverzeichnis" at the UnivIS online information pages (see Sec. section 3.5) <http://univis.uni-bamberg.de/>.

**Please note:** In contrast to most other teaching modules you will have to **register** to participate in a seminar or a project. There may be class size restrictions and also compulsory attendance. Seminars and projects may run on a regular (e.g., a weekly or bi-weekly) schedule or they may be organised as a block seminar (a fixed number of full-day sessions). Make sure to find out about the detailed teaching format as early as possible. Sometimes the seminar and project topics are already available at the end of the semester prior to the semester in which the module is scheduled.

### 2.9.5 Module Group A4 – Master’s Thesis [30 ECTS]

Through the independent research and writing of the master’s thesis, you will demonstrate your ability to apply your knowledge and technical skills acquired to solve a well-defined specific topic in the area of Software Systems Science using scientific methods.

The topics are typically issued by the WIAI research groups, professors, and lecturers on their web pages, notice boards or during their classes. You may also suggest a topic of your own, according to your personal interests and specific background. In any case, you must find a member of staff to act as your supervisor for the thesis. Please contact the appropriate member of staff to agree on a suitable topic. You will normally choose your supervisor from the academic members of staff within the Computer Science section of WIAI. You may also approach professors from other sections, such as Applied Computer Sciences or Information Systems. However, the topic must fall within the field of Software Systems Science.

Before starting on the master’s thesis, you must register with the Office of Examinations (*Prüfungsamt*) by filling in a form which fixes the working title of the proposed thesis, the name and signature of the supervisor and the date of commencement. For more information about the process of the registration, take a closer look at the information sheet from the Office of Examinations <https://www.uni-bamberg.de/pruefungsam/ anmeldung-zu-abschlussarbeiten-der-fakultaeten-sowi-und-wiai/> or look at degree programme information page in the VC-course <https://vc.uni-bamberg.de/moodle/course/view.php?id=960>. The allotted overall working period is **6 months**.

Remember that you must have acquired at least 60 ECTS credit points before being admitted to the master’s thesis. The mark of the thesis is entered into your final cumulative mark with a weight of 30 ECTS points.

### 2.9.6 Module Group A5 – International Experience [27 ECTS]

Here, you get the opportunity to enrich your studies through a distinctively international academic or industrial experience. You can do this at three levels of “ambition”:

- Full Study Abroad:  
You spend at least one semester studying abroad, for instance, at one of our partner universities. There you may select study abroad modules from the graduate-level offerings of the partner institution. It is necessary that the topics fall within the area of Software Systems Science and are pre-arranged through a learning agreement. The total amount of credit points obtained abroad should be at least 30 ECTS.
- International Experience:  
What if you cannot bring home the required 30 ECTS from studies abroad or simply do not want to study abroad? Then you have the option of completing an internship in an international context, preferably abroad, that covers topics of the occupational field of



Software Systems Science. This internship must comprise at least 12 ECTS credit points, corresponding to 360 working hours in a foreign or internationally active domestic company or research institute.

The detailed regulations are described in the StuFPO (English translation available) and in the module handbook (in English). For further advice, you may contact the degree programme advisor (section 2.3.2) as well as the Faculty's Career and International Centre, see section 1.4.

**Please note:** If you plan to study abroad, it is crucial that you start planning at the beginning of your first semester in Bamberg. The **application deadline** for the University of Bamberg's exchange programme is the **end of November** each year in order to go abroad in the following year.

## 2.10 Language Centre

The Language Centre (*Sprachenzentrum*) offers a range of language courses for students from all faculties. You can find all the information on their website: <https://www.uni-bamberg.de/en/sz/> (mostly in German).

Among others, there is also a course for German as a Foreign Language. You can access information about this course by following this link: <https://www.uni-bamberg.de/en/sz/study/sprach-und-kursangebot/angebot-sprachausbildungskurse/allgemeinsprachliche-kurse/kurse-fuer-auslaendische-studierende-daf/> (in German).

Classes in Business Languages require a considerable amount of previous knowledge of the language in question. You should check with the lecturer if you fulfill those requirements.

### 2.10.1 Registration

For most of the language courses, you have to register online via FlexNow2. The registration normally starts four weeks before the start of the semester and lasts six weeks.





Not to go all sentence fragment on you.  
 Quelle: <https://xkcd.com/1443/>

## 2.11 Creating a Timetable

Since the ISoSySc degree programme offers many individual choices, there is no fixed timetable or standard prescribed sequence of modules everyone has to take. Instead, you create your own personal timetable every semester within the options permitted by the M. Sc. ISoSySc exam regulations. This section gives you the most important facts you need to know to build your timetable.

### 2.11.1 Sources of Information on Modules and Classes

In general, you can obtain all the information, such as the dates, times, and venues of classes, information on the lecturer, the module content and teaching materials, from the following sources:

1. the **course catalogue UnivIS (University Information System)** found at <http://univis.uni-bamberg.de> (see section 3.5)
2. the **Virtual Campus** found at <http://vc.uni-bamberg.de> (see section 3.4)
3. the **module websites** of the different teaching and research groups
4. the **notice boards and class announcements** by the different teaching and research groups.

The time designation in the module information is usually to be read as *cum tempore*, abbreviated *c.t.* – which is Latin for “with academic quarter.” That means in effect that a lecture with 2 SWS in the time slot from 2pm–4pm, or 14–16, starts at 14:15 and ends at 15:45. This is by far the most usual case. However, there might be lectures stated to begin *s.t.* (*sine tempore*, Latin for “without time”) or at 14:00. These will start sharp on the hour,

i.e., commence at 14:00 and end 15:30. When in doubt about the precise starting times, ask your lecturer.

Normally, the lecturer will announce the details about course organisation on the module's web page in the Virtual Campus and during the first session. Remember that you may have to register for seminars and projects. This will be specified in the information sources mentioned above.

Tutorials and workshops may be offered in several "duplicate" sessions per week. In this case, you only need to attend one of the sessions that fits with your timetable.

If you are uncertain about things like differing dates or rooms of a certain course, the lecturer or the secretary of the lecturer's research group is the right person to ask for clarification.

**Please note:** Although there are mostly no attendance requirements on modules, this does not mean you may come and go as you like. Coming in late and leaving early creates a disruption you should avoid for reasons of courtesy. A lecturer can refuse to let you join in after the class has started. If you have an overlap between classes or unavoidable problems reaching a class on time, please tell the lecturer at the beginning of the semester.

### 2.11.2 Personal Study Plan

At the beginning of every semester you create your personal timetable. It is your responsibility to select a suitable set of courses. In doing so, you should consider the following:

- The timing of the classes must not overlap and should allow for sufficient room to move between different university premises if necessary
- The selection of modules must satisfy the ISoSySc degree regulations
- The total workload during the semester must be manageable.
- The selection of modules must satisfy §36 of the StufPO <https://www.uni-bamberg.de/en/ma-isosysc/dokumente/> in order to receive the annotation of the focal area in your final examination certificate

To ensure you get this right, you are strongly advised to make a **provisional study plan** for the full M.Sc. study period during the first days of your studies. Present your study plan to the degree programme advisor (Sec. 4.1) and get it signed as a **learning agreement** (Sec. 2.11.3) between you and the examining board. **Update your study plan** regularly during the course of your studies and talk to the degree programme advisor every time you change your plan.

From the study plan, you can create your timetable using UnivIS (Fig. 15) and print it out.

To give you an idea of what a study plan looks like, we have filled in one example for you here.

The study plan is designed for

- full-time study
- start of studies: summer semester
- international Experience
- specialisation area: Distributed and Mobile Systems (S1)
- full-time study
- start of studies: summer semester
- international Experience
- specialisation area: Distributed and Mobile Systems (S1)

**Table 5:** Exemplary study plan

Sem.	Module	ECTS	SWS	Module Group	Focal Areas
1st summer term	Foundations of Internet Communication (KTR-GIK-M)	6	4	A1	S4
	Advanced Data Management (MOBI-ADM-M)	6	4	A1	S1
	Distributed Systems (DSG-DistrSys-M)	6	4	A1	S1
	Reactive Systems Design (SWT-RSD-B)	6	4	A2	S2
	Deutsch als Fremdsprache intensiv 1	6	4	A5	-
Total Semester 1		30	20		
1st summer term	Data Streams and Complex Event Processing (MOBI-DSC-M)	6	4	A1	S1
	Cyber-Physical Systems (SWT-CPS-M)	6	4	A1	S2
	Distributed Systems Architecture and Middleware (DSG-DSAM-M)	6	4	A1	S1
	Introduction to Security and Privacy (PSI-IntroSP-B)	6	4	A2	S1, S4
	Deutsch als Fremdsprache intensiv 2	4	4	A5	-
	Master Seminar (SSS-SEM-M)	3	2	A3	S1
Total Semester 2		31	22		
2nd winter term	Internship (international context)	12	-	A5	-
	Advanced Security and Privacy (PSI-AdvaSP-M)	6	4	A1	S1
	Master Project (MOBI-PRS-M)	6	2	A3	S1
	Deutsch als Fremdsprache: Sprachpraxis B1: Kreatives Schreiben und freies Sprechen 2	3	2	A5	-
	Modeling and Analysis of Communication Networks and Distributed Systems (KTR-MAKV-M)	6	4	A1	S1
Total Semester 3		33	ca. 20		
2nd summer term	Master's Thesis	30	-	A4	S1
Total Semester 4		30	ca. 20		
	total	124	ca. 82		

### 2.11.3 Learning Agreements

In the ISoSySc master's programme you may exercise considerable freedom as to which specific study path to take. There are many decisions you can make to personalise your studies. You can select your own electives within each of the module groups A1 and A2, determine the order in which you attend the classes and decide in module group A5 whether you want to study abroad or conduct an internship. If you study abroad, you will have to select suitable modules at the partner university. If you do an internship, you must ensure that it has sufficient international context and the work you do has sufficient relevance for Software Systems Science.

This is why learning agreements are useful. These are formal written agreements between you and the examining board concerning the recognition of ECTS points which you intend to acquire as part of your degree studies. Learning agreements are meant to give you the extra peace of mind to make sure that the modules you plan to attend or the internship you intend to do are approved within the scope of the degree regulations.

**Please Note:** You can only get ECTS points for modules available in the M.Sc. ISoSySc Module Handbook.

- A learning agreement is mandatory for any modules not listed in the Module Handbook. The learning agreement must be filled in and **submitted by no later than 7 days** before examination registration will be started to the Office of Examinations for approval.
- Do not rely on the statement by lecturers. Even if you get a *Schein* (course certificate) after you have passed an exam, this doesn't guarantee that you will get the ECTS points registered towards your degree studies.
- **A learning agreement doesn't include registration for exams.** You must register via FlexNow2 or as a *Scheinteilnehmer* in which case you must contact the module lecturer or secretary.

Typically, learning agreements are entered before you leave for a study abroad period or start an internship. However, we strongly recommend that you also use a learning agreement to get module selections in your study plan (Sec. 2.11.2) approved at the beginning of the first semester.

The procedure of entering a learning agreement differs depending on the type of crediting. The learning agreement forms and an overview of the procedure can be found on the Virtual Campus web pages (log in with your student user account) of the programme examining board.

On the following two pages, you can see an example of a learning agreement for a proposed study plan. There are similar forms for learning agreements concerning internships and studies abroad. The learning agreement forms can be obtained online at <http://www.uni-bamberg.de/en/ma-isosysc/regulations-documents/>

or the programme examining board's Virtual Campus announcement page: <https://vc.uni-bamberg.de/moodle/course/view.php?id=972>.



## Learning Agreement (M.Sc. International Software Systems Science - ISoSySc)



Mrs./Mr. ....  
*Surname, First Name* .....  
*enrollment number* .....

I hereby request approval for the overleaf/following study plan to satisfy the formal requirements of the Master's degree in International Software Systems Science as specified in section §40 of the degree regulations (StuFPO).  
 I am aware that this learning agreement does not bind me to attend the specified modules and that it can be changed at any time, subject to reapproval by the degree examining board.

I am also aware that separate learning agreements are required for internships and international studies abroad in module group A5, and that this additional learning agreement must be submitted in the semester before the start of the internship or my departure for the studies abroad.

### General structure of my personal study plan:

- full-time study ☐ part-time study ☐
- Start of studies: summer semester ☐ winter semester ☐
- Module Group A5:  
     international internship ☐ international study abroad ☐
- Intended focal area(s) according to Section §36 StuFPO: (please specify)

.....

Student's contact details:

.....  
*Zip Code, City*

.....  
*Street, House number*

.....  
*Phone*

.....  
*Email*

The Faculty of Information Systems and Applied Computer Sciences WIAI

Proposed Study Plan

Semester	Module	ECTS	SWS	Module Group	Focal Areas
<input type="checkbox"/> WS ..... <input type="checkbox"/> SS .....					
1st semester total					
<input type="checkbox"/> WS ..... <input type="checkbox"/> SS .....					
2nd semester total					
<input type="checkbox"/> WS ..... <input type="checkbox"/> SS .....					
3rd semester total					
<input type="checkbox"/> WS ..... <input type="checkbox"/> SS .....					
4th semester total					
<input type="checkbox"/> WS ..... <input type="checkbox"/> SS .....					
5th semester total					
<input type="checkbox"/> WS ..... <input type="checkbox"/> SS .....					
6th semester total					
total					

.....  
Place, Date

.....  
Student's Signature

Approved by the MSc ISoSySc Examining Board

.....  
Place, Date

.....  
Signature degree examining board

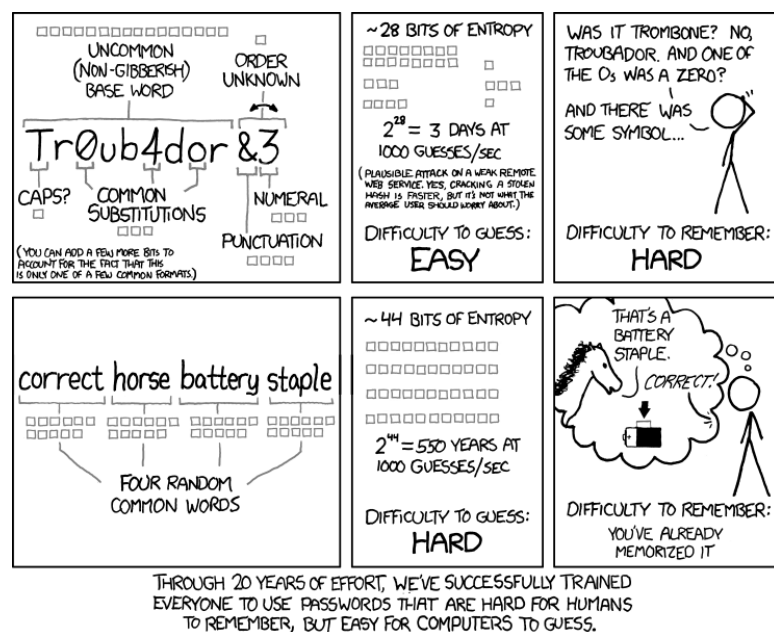
Second page of the learning agreement from a study plan.

### 3 IT-Infrastructure and Online Services

During your time of studies in Bamberg you will (have to) use a number of IT systems and online services provided by the university. Even if at first sight the variety of systems and services may seem a bit overwhelming: Don't worry! Some of them (in principle) only need to be set up once, many of them will become familiar to you very quickly through daily use. Of course we will support you with the first steps: during the EET, Thursday is dedicated to IT and online services. The computer center will inform you about its offers, we will help you to connect your devices to the university network, and we will introduce you to many services.

Unfortunately, in many cases we were not able to find English language instructions. We leave you with the link to the German version in hopes that the pictures and some online translation service of your liking will help you out. However, please let the people responsible know that there is some demand for English translations.

In this brochure, we only want to briefly address the most important topics and usually refer you to the many helpful instructions provided by the data center. If you can't find what you're looking for here, or if you still encounter problems, please feel free to contact us or contact the IT support of the University Computing Centre directly (see below, section 3.8).



Quelle: <https://xkcd.com/936/>

#### 3.1 BA Number

The so called *BA number* you received with your enrollment at the Office of the Academic Registrar, in combination with your password, grants you access to various online services of the University of Bamberg (e.g.

email, VC, FlexNow2, VPN connection, online services of the registrar, access to computers in the computer labs and so on). Your user ID starts with the letters "ba" followed by a six-digit number. Should you forget your password, please contact the Computing Centre's IT support: 📍 room RZ/00.13, Phone 📞 +49 951 863-1333. You will need your student ID card.

Make sure you change your initial password!

### 3.2 Email

In addition to your BA number you also received a student email address from the university. The address is composed of your first name(s) and last name(s). The pattern goes as follows: **surname(-surname2-...).lastname@stud.uni-bamberg.de**. To get access to your e-mail account you need your BA-number along with your password.

You can select between two e-mail systems one of which is the Office 365 by Microsoft. The second one is called Mailex. You have already decided between them with your enrollment. Needless to say, you can always switch to the other email system.

In case you decided to use the O365 your inbox comprises 50 GB. On top of that, you can install the Office-365-ProPlus programs (Word, Excel, PowerPoint, Teams, Access, OneNote, Publisher, InfoPath) locally on up to 5 devices. However, you have to take into consideration that your data is stored on Microsoft servers.

This is not the case with the Mailex email system, which is maintained by the Computing Centre of the university. The Mailex inbox is limited to a capacity of 250 MB. However, there is the possibility to expand it upon request.

All important information from the university is sent to your student email address. For this reason, you should check your inbox regularly. Furthermore, if you want to contact your professor you should always use your university e-mail address instead of your private e-mail address.



<https://www.uni-bamberg.de/rz/dienstleistungen/mail/studium/>

Please don't use your private email account like mylovelypony@juchu.com, quirkyquail@mail.zoo or the like to contact your lecturers or university administration and institutions.

### 3.3 Internet Access in University of Bamberg Buildings

Obviously, you need an internet connection to study. In the buildings of the university there are — depending on the location — very few LAN connections available. Usually you will want to connect your devices via WiFi. How to set up this connection and how to dial into the university network from home is explained in the following two sections.

#### 3.3.1 WiFi Access (*eduroam*)

All lecture rooms, seminar rooms and important lounge areas (including canteens and libraries) are provided with WiFi access points. Use the SSID *empheduroam* to access WiFi at the University of Bamberg. Via

this eduroam account you can also access WiFi at other universities and institution which participate in the eduroam project. You can find an English user guide on how to set up eduroam at [https://www.uni-bamberg.de/fileadmin/rz/wlan/eduroam\\_english.pdf](https://www.uni-bamberg.de/fileadmin/rz/wlan/eduroam_english.pdf). Important: When accessing WiFi in the eduroam network, please enter your username as **ba-identification@uni-bamberg.de** and the corresponding password.



Quelle: <https://twitter.com/ekahau/status/634522549699903488>

### 3.3.2 VPN Connection: Accessing the University Network Externally

To access the university network from an external location you have to establish a so called VPN (virtual private network) connection. You need this for some specific library services (like e-books) and for accessing the file server or using the printint and scanning service of the university. You will need your personal BA number and the corresponding password to log in. Details and information are provided on the following website: <http://www.uni-bamberg.de/rz/vpn>. Also, there is a detailed English user guide for establishing VPN connection from your own Windows, Android, iOS or macOS device. It can be found under the following URL: [https://www.uni-bamberg.de/fileadmin/rz/vpn/VPN\\_english.pdf](https://www.uni-bamberg.de/fileadmin/rz/vpn/VPN_english.pdf)



<https://vc.uni-bamberg.de>

### 3.4 Virtual Campus

Most of the lecturers at the University of Bamberg upload their module descriptions and class materials to the Virtual Campus (VC) <http://vc.uni-bamberg.de>. The VC also provides both module-related and general news/discussion forums.



VC Universität Bamberg Kurse Infos zum VC Blöcke rechts Deutsch (de) Sie sind nicht angemeldet. (Login)

**Virtueller Campus: eLearning-System der Otto-Friedrich-Universität Bamberg**

Der Virtuelle Campus (VC) ergänzt den allgemeinen Web-Auftritt der Otto-Friedrich-Universität Bamberg. Er enthält Kurse mit Unterlagen zu den aktuellen Lehrveranstaltungen der Lehrstühle und Professuren und zu verschiedenen Gremien an der Universität Bamberg.

**Erste Schritte**

- Deutsch  
Erste Schritte im Virtuellen Campus
- English  
Getting Started in the Virtual Campus

**Anleitungen und Hilfe**

- Moderator/innen:**
  - Einen VC-Kurs erhalten, einrichten und betreuen
  - Videos erstellen und verwalten mit Panopto
  - Plagiatserkennung mit Turnitin
- Teilnehmer/innen:** Materialien und andere Medien aktiv nutzen
- Häufig gestellte Fragen
- Moodle-Dokumentation (docs.moodle.org) (Neue Seite)
- Kontakt zum Team des Rechenzentrums

**Kurse finden**

- Fakultäten**
  - Geistes- und Kulturwissenschaften
  - Sozial- und Wirtschaftswissenschaften

**Login**

Wenn Sie ein Nutzerkonto (BA-Nummer) an der Universität Bamberg haben, dann melden Sie sich bitte über folgende Schaltfläche an.

**Login für Universität Bamberg**

Sollten Sie über ein Nutzerkonto an einer anderen Hochschule oder über ein selbst angelegtes VC-Nutzerkonto verfügen, klicken Sie bitte auf den Link **Login**.

**Kurs-Schnellzugriff**

Suchen

- Verschiedenes
- Übergreifendes & Sonstiges
- Service-Einrichtungen
- Wiss. Einrichtungen
- Verwaltung & Organe
- Leitung
- Fakultät WIAI
- Fakultät HuWi
- Fakultät SoWi
- Fakultät GuK
- Alle Kurse ...

The website of the Virtual Campus

Having logged in with your BA number, you will have access to all the VC-courses that are offered in the current semester. For some closed-group VC courses, you first have to get in contact with the moderator who can provide you with an access keyword. Besides the VC courses associated with the classes you attend, we recommend you register for the following courses right at the beginning of your studies:

1. **“Informationen des Prüfungsausschusses AI”**  
<http://vc.uni-bamberg.de/moodle/course/view.php?id=972>
2. **“Diskussionsforum zum Master ISO/IEC 27001”**  
<http://vc.uni-bamberg.de/moodle/course/view.php?id=960>
3. **“Aktuelle Informationen der Fachschaft WIAI”**  
<https://vc.uni-bamberg.de/course/view.php?id=284>

It is through these news forums that we can inform you about interesting events and remind you of important regulations concerning the M.Sc. ISO/IEC 27001 degree programme.

### 3.5 UnivIS

In the system called “UnivIS” you can find information about the locations and institutions of the university. Furthermore you can search for lectures and rooms and check the times when lectures are held or rooms are occupied. For you as students, one of the most important uses of the UnivIS system is the functionality to create your individual timetable with it. The UnivIS can be found under the following website: <https://univis.uni-bamberg.de/>.



<https://univis.uni-bamberg.de/>

The screenshot shows the UnivIS interface with several callouts:

- Using the Navigation you find all the courses**: Points to the 'Suche: Lehrveranstaltungen' search bar.
- You can search for persons or courses here.**: Points to the search bar.
- Use this to see your course collection**: Points to the 'Sammlung/Stundenplan' button.
- Change the semester database**: Points to the 'Semester: WS 2014/2015' dropdown.
- Add a course to your collection**: Points to the 'Darstellung' sidebar menu.
- Change the view by clicking here**: Points to the 'Extras' sidebar menu.

The main content area displays a list of courses under the heading 'Praktische Informatik', including 'DSG-PKS-B: Programmierung komplexer Systeme' and 'Einführung in die Informatik: Algorithmen, Programmierung und Softwaretechnik'.

UnivIS: the university information system

Tipp: Don't use the "Back"-Button of your browser!

Note that your timetable is saved using cookies, which makes working on your timetable across several devices or browsers very difficult. However, you can export a PDF or ical version of your schedule.

If you already know which courses you want (or need) to attend, the quickest way to find the respecting lectures is to search for the name of the lecture. Caution: the search function is not very forgiving about spelling mistakes.



<https://flexnow.uni-bamberg.de/FN2AUTH/FN2AuthServicelet?op=Login>

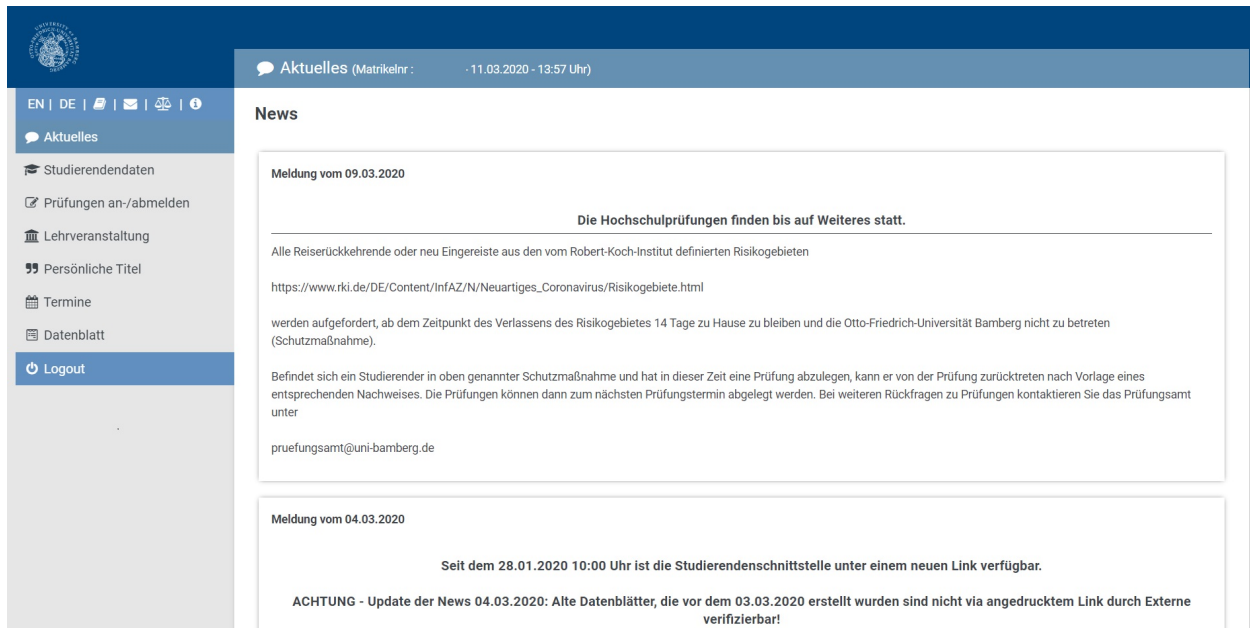
WIAI-students can repeat exams as often as they like (maximum duration of studies and progress control are to be observed!), so in case of doubt it is generally better to register for too many exams.

### 3.6 FlexNow2

Through the exam management system FlexNow2 (<https://www.uni-bamberg.de/pruefungsamt/fn2/fn2sss/>) you can register and deregister for exams during the corresponding registration periods, view a study overview and have a verifiable grade certificate (data sheet) created.

The registration and deregistration deadlines can be found on the pages of the examination office (<https://www.uni-bamberg.de/pruefungsamt/>). They are also announced in the VC courses and by various info mails. During the registration periods, experience shows that the system is under heavy load and at times problems may occur. Do not wait until the last day to register! If anything goes wrong during the registration process, contact the examination office in time.

Attention: There are — especially at other faculties — some courses where you have to register for the *attendance of the courses* via FlexNow2.



**Aktuelles** (Matrikelnr.: - 11.03.2020 - 13:57 Uhr)

**News**

Meldung vom 09.03.2020

**Die Hochschulprüfungen finden bis auf Weiteres statt.**

Alle Reiserückkehrende oder neu Eingereiste aus den vom Robert-Koch-Institut definierten Risikogebieten

[https://www.rki.de/DE/Content/InfAZ/N/Neuartiges\\_Coronavirus/Risikogebiete.html](https://www.rki.de/DE/Content/InfAZ/N/Neuartiges_Coronavirus/Risikogebiete.html)

werden aufgefordert, ab dem Zeitpunkt des Verlassens des Risikogebietes 14 Tage zu Hause zu bleiben und die Otto-Friedrich-Universität Bamberg nicht zu betreten (Schutzmaßnahme).

Befindet sich ein Studierender in oben genannter Schutzmaßnahme und hat in dieser Zeit eine Prüfung abzulegen, kann er von der Prüfung zurücktreten nach Vorlage eines entsprechenden Nachweises. Die Prüfungen können dann zum nächsten Prüfungstermin abgelegt werden. Bei weiteren Rückfragen zu Prüfungen kontaktieren Sie das Prüfungsamt unter [pruefungsamt@uni-bamberg.de](mailto:pruefungsamt@uni-bamberg.de)

Meldung vom 04.03.2020

Seit dem 28.01.2020 10:00 Uhr ist die Studierendenschnittstelle unter einem neuen Link verfügbar.

**ACHTUNG** - Update der News 04.03.2020: Alte Datenblätter, die vor dem 03.03.2020 erstellt wurden sind nicht via angedrucktem Link durch Externe verifizierbar!

FlexNow2: exam management system

### 3.7 Further Services

In addition to services such as timetable creation and exam registration, the computer centre also offers other services such as a network drive, assistance with IT questions and much more.

#### 3.7.1 campusprint - Central Printing and Scanning Service

campusprint is the central printing and scanning service of the University of Bamberg. The printers can be used as printers, copiers and scanners and can be found at several locations of the university. An overview of the locations of the printers can be found under the following address: <https://www.uni-bamberg.de/medientechnik/kopieren-und-drucken/>.

You can use the printer from a university lab PC by logging in into the campusprint LoginApp, which is installed at all lab computers. If you want to send a print job or download your scans from home you need to establish a VPN connection to the university network in order to install and use the campusprint LoginApp from your own computer.

For printing at one of the several printing devices you have to put your student ID card into the terminal that is located next to every printer (you can change the language of the terminal to English if you like). Note that a value of at least 0,80 cents has to be loaded on your student ID card to use the printer (even if you only want to scan something).

In the ERBA building, printers are located in the library and in room WE5/04.006 (in the seminar tower).

#### 3.7.2 Fileserver

The computing centre provides each student of the University of Bamberg with 5 GB storage space on a file server. If you work on a computer in the



<https://www.uni-bamberg.de/rz/dienstleistungen/dateidienste/verbindung-mit-einem-fileserver-herstellen/>

PC lab, the network drive is automatically mounted, usually as drive W:. Here you should also make sure that you actually save your documents on your drive, otherwise the data will be lost after shutting down the PC.

Of course you can also access the file server from your own laptop or home PC. Instructions for setting up network drives can be found at <https://www.uni-bamberg.de/rz/dienstleistungen/dateidienste/verbindung-mit-einem-fileserver-herstellen/>. Important: For the connection to the file servers you need an active (VPN) connection to the university network.



<https://www.uni-bamberg.de/rz/wir/struktur/it-support>

### 3.8 IT Support

If you have any questions about the IT services of the University of Bamberg, the IT support of the computing centre is your contact point. You can contact them by mail, phone, or personally with your problems. Another offer of the IT support are various workshops and information events. Further information is available at <https://www.uni-bamberg.de/rz/>.

Contact:

📍 Room:	RZ/00.13
📞 TPhone:	+49 951 863-1333
✉ Email:	<a href="mailto:it-support@uni-bamberg.de">it-support@uni-bamberg.de</a>
📅 Opening Hours:	Mon – Thurs: 8:00 – 17:00 Uhr Fri: 8:00 – 13:00 Uhr

### 3.9 Computer Labs

Students have access to computers at various university locations.

#### 3.9.1 Finding Computer Labs

At the ERBA, you can find computers in rooms WE5/01.003; WE5/01.004; WE5/02.005; WE5/04.014 (see the plan of the building on section 5.4.1). Further information on all university computer labs and their particular software configuration can be found at <http://www.uni-bamberg.de/rz/pc-pools/>. You also have wireless internet access in all of the computer labs (see section 3.3.1).

#### 3.9.2 Rules of Conduct for Computer Labs

By logging agree to the policies concerning information systems at the University of Bamberg. You can find the policies in the Computing Centre (*Rechenzentrum*) and in all computer labs. Also, the policies are published online at <http://www.uni-bamberg.de/fileadmin/rz/allgemeines/Nutzungsregelungen-PC-Pools.pdf>. The times that you can access the computer labs are limited to the opening hours of the respective

building. Lectures and lab classes that are conducted in computer labs have priority over personal use. Lectures are announced on the displays at the entrance of the Computing Center and the ERBA building and on the schedule next to the room. Students not attending the lecture or lab class should be prepared to finish their work with the computer early enough to make space for students who are going to attend the lecture. This should be done even if there are more computers than students attending the lecture. Please also leave the computer lab if a lecturer or a costodian asks you to do so.

### 3.10 E-learning: Virtuelle Hochschule Bayern

You have the opportunity to attend additional modules provided by a distance learning platform called *Virtuelle Hochschule Bayern* (vhb). The vhb offers online multimedia lectures that have been compiled by several Bavarian universities since May 2000. The offerings of the vhb currently comprise 13 subjects including Computer Science, Culture Studies, Medicine, Information Systems or Business and Economics. Providers and organisers of the respective lectures are the participating universities or lecturers who submit virtual course offerings. **In some cases, an online vhb lecture can be credited instead of courses that are conducted at the University of Bamberg.** Please contact your examining board if you have further questions regarding the crediting of vhb courses.

Aside from regular courses, vhb also offers smaller courses on a wider range of topics. Especially for international master's students we recommend the course *How to Study in Germany. An Introduction to German Academic Life* (<https://open.vhb.org/blocks/ildmetaselect/detailpage.php?id=133>) in which you can enroll free of charge.

Further information regarding the available modules of the vhb can be found at the official website of the *Virtuelle Hochschule Bayern*: <https://www.vhb.org/>

## 4 | More to Know

### 4.1 Consulting Services

In order to support you in every in any situation the University of Bamberg offers several consulting services. Whether you have financial issues, concerns about your study program, need someone to look after your children, or need legal advice or social counselling, there is always some place to go.



A list of the different consulting services can be found at: <https://www.uni-bamberg.de/studium/imstudium/beratungsangebote-der-uni/>. Please don't hesitate to make use of the services that are offered to you. In the sections below you can find the contact information of some services at the university.

#### 4.1.1 Central Student Advisory Services of the University of Bamberg

If you have questions concerning your studies in general you can contact the central student advisory services of the university. It is recommended to make an appointment via phone or e-mail before going to the bureau of the central student advisory service.

Note that if you have questions concerning your specific degree programme you should contact your respecting subject advisory service.

##### Iris Negrini

 Address:	Kapuzinerstraße 25, 96047 Bamberg Room K25/00.03a
 Phone:	+49 951 863-1050
 E-Mail:	<a href="mailto:studienberatung@uni-bamberg.de">studienberatung@uni-bamberg.de</a>
 Consultation Hours:	Mo – Fr: 8:30 – 12:00 Uhr Mo: 13:30 – 15:00 Uhr

#### 4.1.2 Women's Representative

The women's representative of the university offers multiple possibilities to support women, for example by awarding prizes, or by offering workshops. Needless to say, the women's representative also offers information on consulting services concerning sexual harassment.

On top of that, you can contact the women's representative of the university if you have issues concerning discrimination, stalking, bullying. Of course this offer is addressed to people of all sexes.







**Contact information:**

-  Address: Kapuzinerstraße 18, 2<sup>nd</sup> floor, 96045 Bamberg  
 Phone: +49 951 863-1244  
 E-Mail: [frauenbeauftragte@uni-bamberg.de](mailto:frauenbeauftragte@uni-bamberg.de)

**4.1.3 Psychological Counselling Service**

The psychological counselling service of the university offers help in difficult life situations, for example if suffering fear of exams, need help to manage stress problems or need advice for other psychological problems. You can find further information at <https://www.uni-bamberg.de/studium/im-studium/beratungsangebote-der-universitaet/psychotherapeutische-beratung/>.


**Contact information:**

-  Address: Kapuzinerstraße 24, 96047 Bamberg (side entrance)  
 Phone: +49 931 8005-820  
 E-Mail: [pbs-bamberg@studentenwerk-wuerzburg.de](mailto:pbs-bamberg@studentenwerk-wuerzburg.de)  
 Consultation Hours: Tue: 11:00 – 12:00 Uhr  
Thu: 14:00 – 15:00 Uhr

**4.2 Room for Studying**

Psychological Counselling Often free periods between your lectures cannot be avoided. Perhaps you would like to use your free time between your lectures to prepare your lectures or work on exercise sheets or assignments. The question arises where to study. In addition to the library (and the room for group work at WE5/00.039) and the foyer at the ERBA building there are some rooms where you can study alone or in groups. You can find them in:

- WE5/03.002 ( in the seminar tower),
- WE5/03.029 (in the office wing),
- WE5/03.084 (in the office wing),
- WE5/03.096 (in the office wing ) and in
- WE5/05.005a (in the seminar tower)

The rooms are of different sizes and differently equipped. Recently, large monitors and beanbags have been purchased from study grant funds. If you have suggestions on how to improve the student work rooms, please contact as by mail to  [fachschaft-wiai.stuve@uni-bamberg.de](mailto:fachschaft-wiai.stuve@uni-bamberg.de).

Note that you can only use the student work rooms during the opening hours of the ERBA building whereas the library and the group work room are accessible around the clock. If the work rooms are already occupied, you may of course use free seminar rooms for learning. The best way to find a suitable room is the RoomFinder-Service (RooFiS) of the student

Opening hours of the ERBA building:  
 7:00 – 22:00 Uhr during the lecture period,  
 7:00 – 20:00 Uhr during the time between lectures

representatives of the WIAI faculty: <https://suche.stuve-bamberg.de/>. With this service you have the possibility to search for a free room for a desired number of people and for a desired time. After pushing the “search” button, available rooms will be listed.


On top of that, you can always take a walk to the ERBA park, which is located less than 5 minutes away from the university building. Whenever you don’t need a WiFi connection you can study in the open air. If you want to take a break you can always borrow frisbees from the library or from the student representatives’ bureau.

### 4.3 Learning Centre

The WIAI student representatives have organised a learning centre that will start as of the beginning of the summer term 2020. You can come to the learning centre to study alone or in groups, which is especially useful for students of the first and second semester. Tutors will be present in order to answer your questions and give you advice. The learning centre can also be especially useful for exchanging experiences between first-year students and students in higher semesters. It is opened on Tuesdays from 12:00 to 18:00.

## 5 | Living in Bamberg

### 5.1 Public Transportation in Bamberg



Source: <https://www.boloneytimemachine.com/#!/comic/public-transportation>

By paying the semester fee you automatically pay for your semester ticket, which enables you to use public transportation. You can use the ticket (your student ID card) to use the buses and trams in the city and in the district of Bamberg.

#### 5.1.1 Bus

The nearest bus stops at the *ERBA Insel* are called *Spinnerei* and *Regensburger Ring*. The bus stops that are closest to the university buildings in the *Feldkirchenstraße* are called *Universität*, *Kloster-Banz-Straße* and *Feldkirchenstraße*.

Unfortunately, the bus connection to the Feki is not ideal. For this reason, *bus number 25* runs every 2 hours from *Feldkirchenstraße* to *ERBA-Insel* (bus stop *Regensburger Ring*) and back. This enables you to make it to your lectures on time.

From the city centre it is easier to reach the *ERBA Insel*. *Bus number 906* takes you to the *ERBA Insel* every 15 minutes from the central bus station (*ZOB*). This bus station also stops at the stations *Markushaus* and *Markusstraße*. The university buildings that are located in the city centre, such as *An der Universität* or *Am Kranen* can be reached by foot from the central bus station (*ZOB*). Detailed information about the timetables can be found at <https://www.stadtwerke-bamberg.de/mobilitaet/busfahren/>. A good way to get information about departure times, delays, etc. can be found in the VGN app.

Caution! Bus line 925 only runs during the lecture period and in the semester break or during the Christmas holidays!



<https://www.vgn.de/service/app/>

### 5.1.2 Train

With your semester ticket you can use the following railway lines for free:

- Bamberg  $\longleftrightarrow$  Oberhaid
- Bamberg  $\longleftrightarrow$  Zapfendorf über Hallstadt, Breitengrüßbach und Ebing
- Bamberg  $\longleftrightarrow$  Buttenheim über Strullendorf und Hirschaid
- Bamberg  $\longleftrightarrow$  Breitengrüßbach-Mannndorf

If you want to drive further than any of these train stations you can find information on the web pages of the VGN (Verkehrsgroßraum Nürnberg).

### 5.1.3 Bicycle

Critical Mass Bamberg: every last Friday of the month at 18 o'clock at Cafe Rondo

The easiest way to get to one place to another in Bamberg is probably using the bicycle. Riding by bike is in most cases quicker than going by bus and on top of that you do not have problems with parking. On top of that, it is environmentally friendly and inexpensive!

## 5.2 Sports

Whether you train for the half marathon at the World Heritage Run (<https://www.weltkulturerbelauf.de/>) or are more of a spectator sportsman (<https://www.brosebamberg.de/>), whether you prefer to train on your own or in one of the numerous clubs in Bamberg (<https://www.stadt.bamberg.de/Unsere-Stadt/Sport-Freizeit/Sportvereine>), whether you prefer classic sports or more unusual ones: in Bamberg you can choose from a wide range of offers.

### 5.2.1 University Sports

If you want to be active in your free time, there are lots of sports courses offered by the university. They are very cheap compared to a membership at the gym. The university sports centre offers many courses that you can participate in. Detailed information on the sports programs and on the registration to sports courses can be found at <https://www.uni-bamberg.de/sportdidaktik/hochschulsport/kursangebot-des-aktuellen-semesters/>.

Usually, the online registration to the sports courses takes place around the beginning of the semester, in most cases a week before the lectures start. There are also some sport courses that you do not have to register to (mostly team sports).

Most of the sports courses take place either in *Feldkirchenstraße* or in the *Volkspark*. The best way to get to Volkspark is to take bus number 902 (bus stop *Stadion*). You can reach the university sports facility by car or bike from the *Armeestraße*.



<https://www.uni-bamberg.de/sportdidaktik/hochschulsport>

### 5.2.2 For Free

If you want to be active but do not want to spend money you can always jog along the canal in Bamberg. It is also a good place for skating and cycling. Additionally, there are two parks in Bamberg where you can play basketball, beach volleyball and football, or simply enjoy nature. They are called *ERBA-Park* and *Hain-Park*. The ERBA-Park is located right next to the WIAI faculty whereas the Hain-Park can be found near the city centre. Furthermore, we can highly recommend hiking tours around Bamberg, for example in the so-called *Fränkische Schweiz* or to one of the many castles in and around Bamberg.

## 5.3 Leisure and Culture

In addition to your studies, you also have the opportunity to take part in the rich cultural life of Bamberg. A number of offers that Bamberg has in store for you are listed below. First of all you should explore the world cultural heritage; Bamberg and the surrounding area offer a large number of sights (<https://www.bamberg.info/sehenswuerdigkeiten/>). Our tip: At the beginning of each semester the student group feki.de often organizes professional city tours at a low price.

**Bamberg zaubert** The largest cabaret festival in Europe always takes place on a weekend in July. Besides magicians and acrobats, street artists, fire dancers, comedians and much more await you. The street and variety festival is definitely worth a visit, even if you are not necessarily into magic.



<https://bamberg-zaubert.mybamberg.de>

**Blues & Jazz Festival** Friends of blues and jazz music are also well provided for in Bamberg. Always for one week in August, the TUCHER Blues and Jazz Festival takes place, often featuring renowned musicians in Bamberg. But you can also meet musicians from the region at the festival and enjoy the sound of blues and jazz in the city centre for a week. Further information about the Blues- & Jazzfestival can be found under <https://blues-jazz-festival.mybamberg.de>.

**Gastronomy** A special feature are the (beer) „cellars“ of the numerous breweries (<https://www.bierland-oberfranken.de/brauereien/>) in and around Bamberg. There you can get fresh draught beer and are even traditionally allowed to bring your own snack. That is why the people of Bamberg like to go on to the cellar in summer. Particularly beautiful cellars in Bamberg are, for example, the Wilde Rose Cellar on the Upper Stephansberg and the Spezial-Keller in Sternwartstraße, which the Bambergers call „Spezi“ Cellar. Especially from the Spezial-Keller you have a beautiful view over Bamberg (and you can even try smoked beer there).

If you want to have a good franconian meal, it is recommended to drive a few kilometers out of Bamberg, because in almost every village there are inns with cheap, mostly solid food.



https:

//www.uni-bamberg.de/events/hegelwoche/

**Hegelwoche** Every June there are three days of Hegel days in the Dominican building in the city centre. Interesting topics and delicious food are two reasons not to miss this event. And best of all: Admission is free!

**Cinemas** Bamberg has two locations for film lovers to watch films.

- **Lichtspiel and Odeon** At the Lichtspiel-Kino and the Odeon you have two places where you can see all kinds of movies. But the main focus is on art house cinema from all over the world, often in the original language or as original with subtitles. Lichtspiel and Odeon have received numerous awards for their overall programme. Thursday is student day, so you only pay 5 euros to see a film, on Mondays you pay 6 euros. Both cinemas are rather small, but really inviting. In the Odeon, for example, there is a big cinema foyer with seats that invites you to drink coffee. In the Lichtspiel there are, beside movies, every month changing events. Further information is available under <https://www.lichtspielkino.de/>.
- **Bamberger Kurzfilmtage** The Lichtspiel and Odeon cinema also serve as two of the locations for the annual Bamberg Short Film Festival. The 7-day event should not be missed by any (short film) lover! You can find further information under <http://www.bambergerkurzfilmtage.de/>.



**Contact Festival** kontakt-logo The cultural festival, which is organized and carried out entirely on a voluntary basis, takes place in May and serves to connect people through art and culture. Projects from areas such as education, politics, social affairs or culture are to be supported by the festival, so it is quite a colourful mixture. The best thing is to visit the festival itself to get an idea of its diversity. The entrance to the events is usually free of charge and the area is wheelchair accessible. For more information, you can visit the festival website: <https://kontakt-bamberg.de/>



<https://www.bamberger-symphoniker.de/>

**Concerts** There are always concerts during the semester, which are held by ensembles of the university or the Bamberg Symphony Orchestra (<https://www.bamberger-symphoniker.de/>). University ensembles include, for example, the University Choir, the University Chamber Orchestra or the University Big Band. A list of the ensembles of the University of Bamberg can be found on the pages of music education: <https://www.uni-bamberg.de/musikpaed/ensembles/> The Bamberg Symphony Orchestra offers moderated student concerts, which you can attend on presentation of your student ID for 10 Euro. There are also discounts for subscription concerts at the admissions desk. More information can be found at <https://www.bamberger-symphoniker.de/education/konzerte-fuer-studierende.html>.

**Literature Festival** Since 2016 there has been a literature festival in Bamberg, where interesting readings are given by authors from all



over the world. Of course, regional writers are also present and look forward to your coming. For smaller bookworms there are even readings for children. You can find further information on <https://www.bamberger-literaturfestival.de/>.

**Museums** Bamberg also has some interesting offers for museum visitors. Depending on your interests, you can visit the museums around the Bamberg cathedral square, such as the Historical Museum or the Diazösenmuseum, the State Library and also the Bamberg Cathedral itself. In the city centre there is also the Natural History Museum with its famous Bird Hall, where you can view all kinds of animal preparations or go to modern exhibitions. For beer lovers, for example, the Franconian Brewery Museum on Michaelsberg is a good place to visit.

There are also interesting museums in the Bamberger Land, such as the Levi-Strauss-Museum in Buttenheim, where you can also get a student discount. What is also worth a visit is the Seehof Castle in Memmelsdorf, which you can reach for example with the bus line 907, 917 or 927 from the ZOB. Not only the castle itself is worth a visit, it has (especially in spring and summer) a beautiful garden.

A list of other museums in and around Bamberg can be found at <https://www.bamberg.info/museen/>.

**Parties** You can find out everything about upcoming parties on [feki.de](https://feki.de); there you can also find a Happy-Hour-Guide, for example, with which you always know where you can eat and drink at the best price. However, there are also some traditions in Bamberg that are really „celebratory“.

- **USI makes music**

The party is organized every semester and takes place directly in the Feki, usually at the beginning of the semester. It is organised by the Independent Student Initiative (USI) e.V. and many other university groups. Further information and impressions can be found on the USI website: <https://www.usionline.de/>.

- **partycipate**

Several times per semester, sometimes in the cinema, sometimes very classy, always funny, the partycipate takes place, which is organized by feki.de. Besides the partycipate semester-startup, there are two or three other partycipate parties during the semester. You can get more information under <https://feki.de/partycipate/>.

**Sandkerwa** The Sandkerwa (for all non-Bavarian: „Kerwa“ = church fair) is a big street festival, which takes place in the old town of Bamberg, but mainly in the Sandstraße, which gives the festival its name. The Kerwa, which is always celebrated at the end of August, has a long tradition in Bamberg. It is also one of the largest folk festivals in Bavaria with over 200,000 visitors annually. So for Bamberg students, a visit to the Sandkerwa is a must.



<https://www.bamberg.info/museen/>



<https://feki.de/happyhour>



<https://www.sandkerwa.de>

**Theatre** Friends of the theatre are well provided for in Bamberg. There are numerous theatre performances in Bamberg which can be visited. An overview of the theatres in Bamberg can be found at <https://www.bamberg.info/buehnen/>. A few examples are presented in the following sections.

- **E.T.A.Hoffmann Theater**

For example, one can go to the [E.T.A.-Hoffman-Theater](#) in the city centre of Bamberg. There you can get reduced entrance fees for students. If you decide spontaneously to go to the theatre, you have the possibility to get a last-minute ticket 20 minutes before the performance starts at the box office. Thus, you only pay 7 euros for a performance. You can find more information on <https://theater.bamberg.de/das-haus/theaterpaedagogik-junges-et-a/fuer-lernende/>.

- **Theater am Michelsberg (TaM)**

The Theater am Michelsberg (TaM), which offers you cabaret, comedy and theatre for children, is also a possibility for friends of acting. Information about the Theater am Michelsberg can be found at <https://www.tam.ag/>.

- **Bamberg Puppet Theatre**

There is also a puppet theatre in Bamberg, which offers plays from the German Romantic and Classical periods. You can find it in the lower Sandstraße. If you want to get more information about the puppet theatre, you can do so under <https://www.bamberger-marionettentheater.de/>.

- **WildWuchsTheater**

You can experience an alternative stage in Bamberg at the WildWuchsTheater in the Kasernstraße in Bamberg. You can find more information on the website of the theatre group: <https://www.wildwuchs-bamberg.de/>.

- **Theatre at the University**

Of course, there are also numerous theatre groups at the University of Bamberg (such as Theater International, the Bamberg University English Drama Group or the Spanish Theatre) which offer you a play, sometimes every semester, sometimes once a year. You can even participate in these groups yourself. A list of the Bamberg theatre groups can be found on the website of the Language Centre: <https://www.uni-bamberg.de/sz/studium/kursunabhaengige-angebote/theatergruppen/>



<https://bamberger-weinfest.mybamberg.de/>

**Bamberger Weinfest** The Bamberg Wine Festival takes place every year in summertime on the Maxplatz. Bamberg has a long beer tradition and a long wine-growing tradition. So wine lovers are in good hands in Bamberg, even if they are in the beer capital. Various Franconian wines await you, which you should definitely try.

## 5.4 Jobs and Finances

As a student you may ask yourself how you can earn some money. Therefore, you can find a list of some opportunities in the sections below.

- **WIAI Faculty Job Board**

There is a VC course where you can get general information on job offers in the Computer Science sector. You can find it at <https://vc.uni-bamberg.de/moodle/course/view.php?id=1816>.

- **Working as a HiWi**

Many professors offer positions as assistants at their chair (HiWi positions). You work at the university and get a fixed salary per hour (without degree 10,50 Euros per hour, with Bachelor degree 11,50 Euros per hour, with Master degree 12,50 Euros per hour). For offers in this regard you can inform yourself on the pages of the respective chairs.

- **Internship**

Additionally, you have the opportunity to do an internship at a company. You can gain first experiences in a possible future professional position. However, most internships have a duration of 6 months, which requires you to take a semester off.

- **Part-Time Jobs**

Side jobs, for example in the gastronomic sector, are another possibility to finance your studies and are the easiest to arrange with the university as you also have the opportunity to work at the weekend.

- **Job Exchange**

The job exchange on [feki.de](https://feki.de) can make it easier for you to find job offers for part-time jobs, HiWi jobs, or internships. You can find the job offers at: <https://feki.de/jobboerse>.

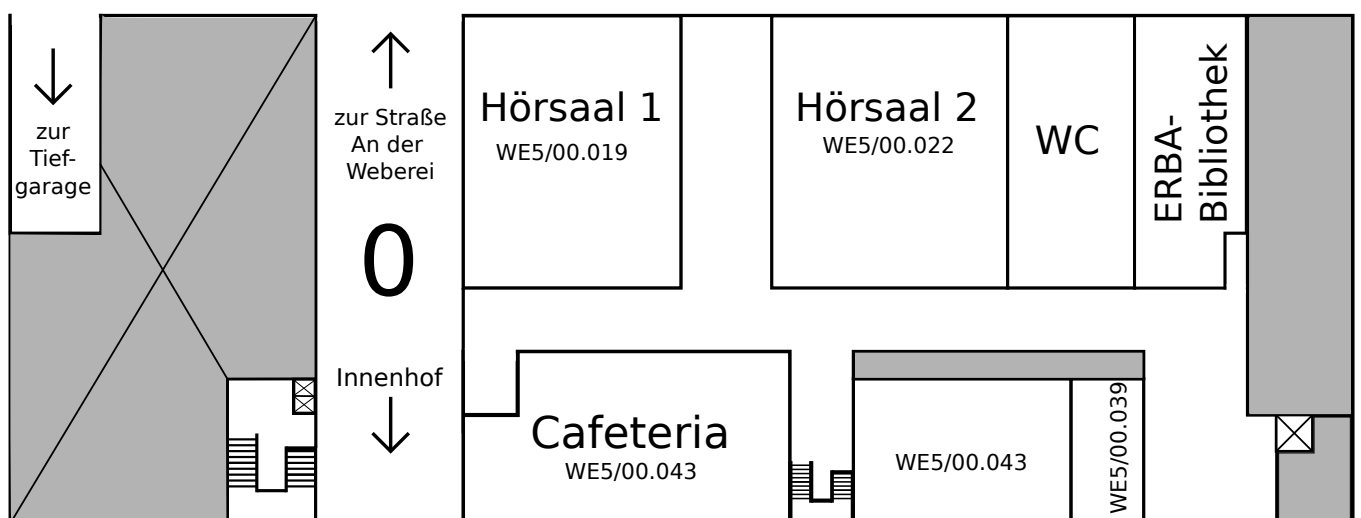
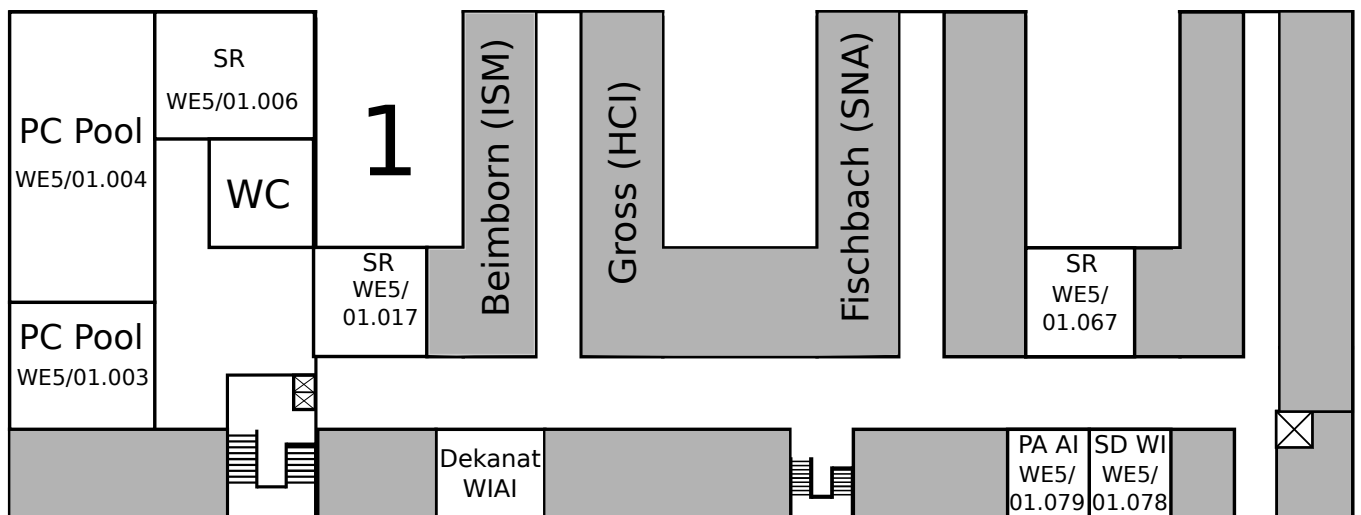
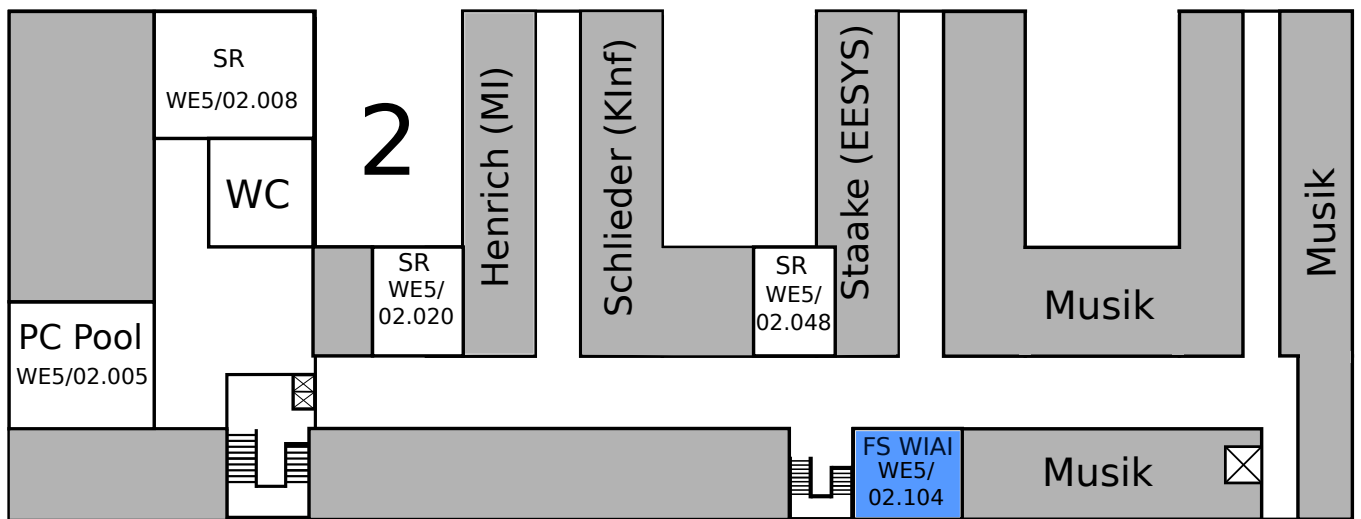
### 5.4.1 Finding accommodation

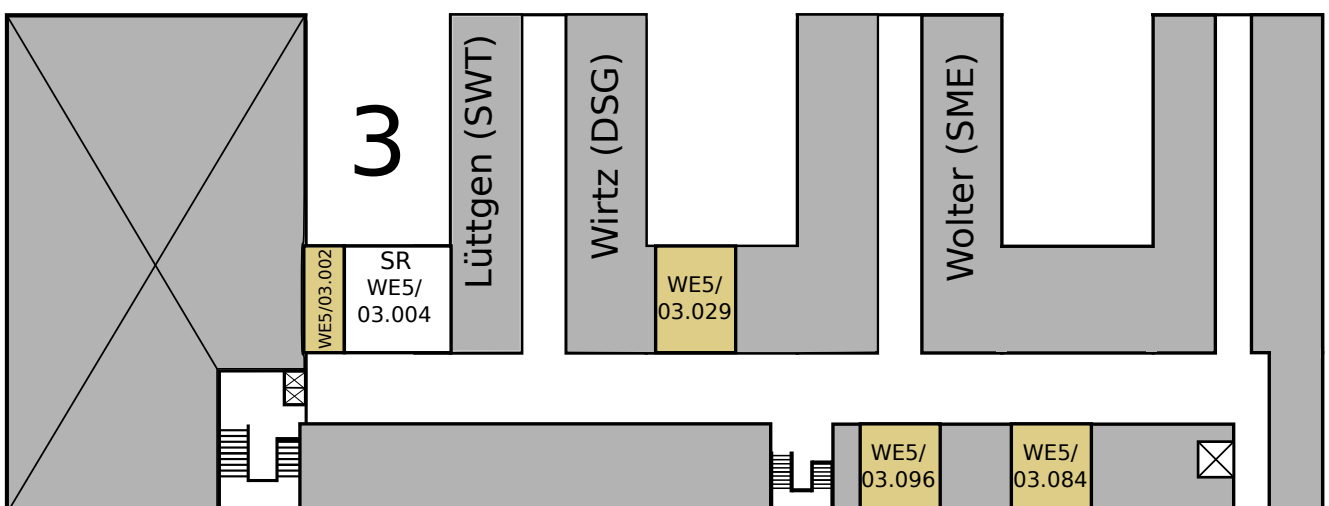
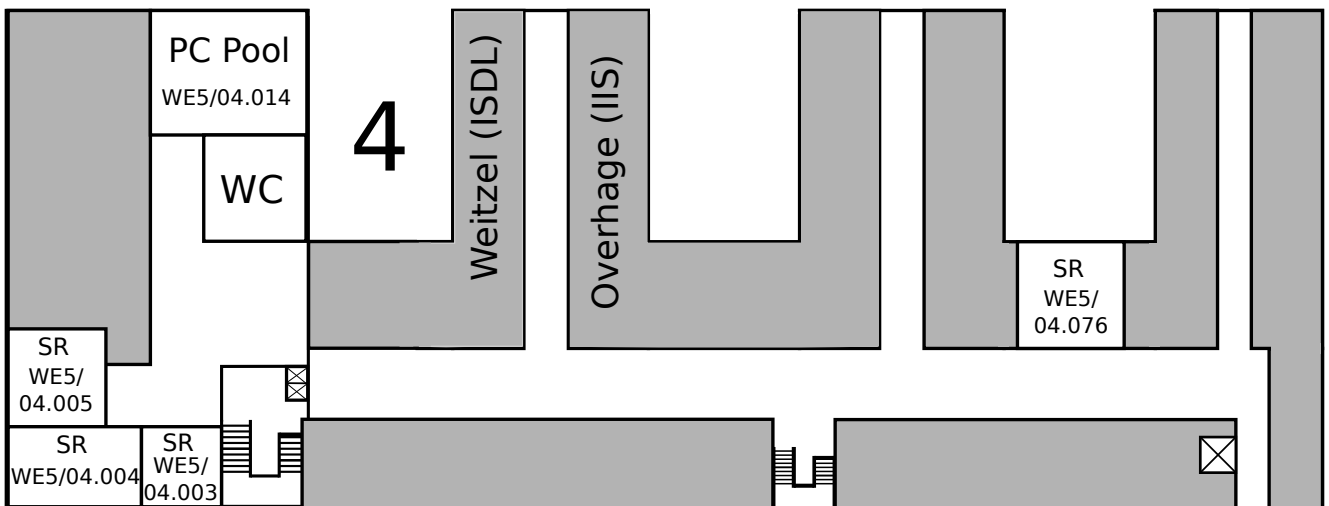
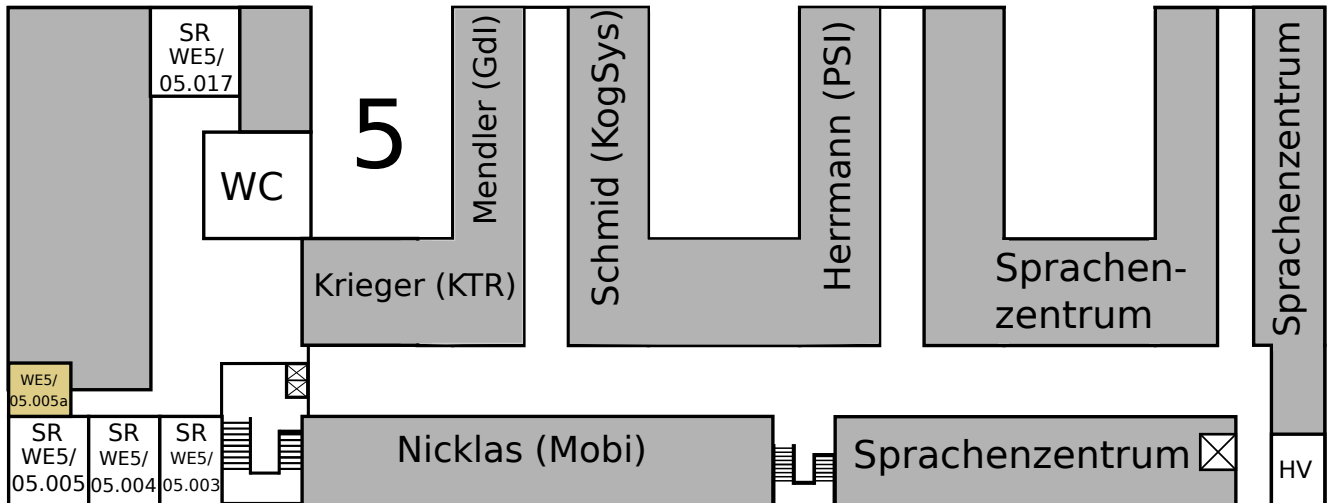
Finding an apartment can be very difficult. We know from our own experience that it is especially in Bamberg and especially when you are still looking for accommodation after the lectures have started. But even if you already have your own apartment, it is still useful to have some resources to consult for the future. For this reason we have compiled some useful links for you:

- [www.wg-gesucht.de](http://www.wg-gesucht.de)
- [www.housinganywhere.com](http://www.housinganywhere.com)
- [www.studenten-wohnung.de](http://www.studenten-wohnung.de)
- [www.wobla.net](http://www.wobla.net)
- [www.feki.de](http://www.feki.de)
- [www.infranken.de](http://www.infranken.de)

Of course, you can also take a look on social media platforms like Facebook. Sometimes you can also find contact information of people who are looking for tenants in the local newspapers or on the pin boards of the different university buildings or libraries. You can also apply for one of the student residences in Bamberg. They can be found at <https://www.feki.de>.

[//feki.de/wohnheimfuehrer](https://feki.de/wohnheimfuehrer). If your situation concerning finding accommodation is very serious please do not hesitate to contact us.




**Legende:**

PA - Prüfungsausschuss  
 SD - Servicedesk  
 SR - Seminarraum  
 HV - Hausverwaltung  
 FS - Fachschaftsbüro

gelb:  
 stud.  
 Arbeitsraum



# Imprint

## Herausgeber:


Prof. Dr. Guido Wirtz

Dekan der Fakultät Wirtschaftsinformatik  
und Angewandte Informatik

☎ Tel.: +49 951 863-2810

✉ E-Mail: [dekan.wiai@uni-bamberg.de](mailto:dekan.wiai@uni-bamberg.de)

Web: <https://www.uni-bamberg.de/wiai/dekanat>



Given the role they play in every process in my body, really, they deserve this award more than me. Just gotta figure out how to give it to them. Maybe I can cut it into pieces to make it easier to swallow...

Quelle: <https://xkcd.com/1543/>

Koordination und Umsetzung:

Romy Hartmann, Dipl.-Päd. (Fakultätsreferentin)

Fachschaft WIAI (Verantwortlich für diese Ausgabe:

Evelyn Fradtschuk, Sebastian Griebel, Fabian Lamprecht, Tobias Mirschberger)

Erstellt mit  $\text{\LaTeX}$ .

Stand: October 4, 2022

the 1990s, the number of people in the UK who are aged 65 and over has increased by 1.5 million, and the number of people aged 75 and over has increased by 1.2 million (Office of National Statistics 2000). The number of people aged 65 and over is projected to increase to 6.5 million by 2020, and the number of people aged 75 and over to 4.5 million (Office of National Statistics 2000).

There is a growing awareness of the need to address the health and social care needs of the ageing population. The Department of Health (2000) has identified the need to develop a 'new paradigm' of health and social care for the ageing population. This paradigm is based on the principles of 'active ageing', which is defined as the process of optimising the health, participation and security of older people (World Health Organization 1999).

The 'new paradigm' of health and social care for the ageing population is based on the principles of 'active ageing'. This paradigm is based on the principles of 'active ageing', which is defined as the process of optimising the health, participation and security of older people (World Health Organization 1999). The 'new paradigm' of health and social care for the ageing population is based on the principles of 'active ageing'.

The 'new paradigm' of health and social care for the ageing population is based on the principles of 'active ageing'. This paradigm is based on the principles of 'active ageing', which is defined as the process of optimising the health, participation and security of older people (World Health Organization 1999). The 'new paradigm' of health and social care for the ageing population is based on the principles of 'active ageing'.

The 'new paradigm' of health and social care for the ageing population is based on the principles of 'active ageing'. This paradigm is based on the principles of 'active ageing', which is defined as the process of optimising the health, participation and security of older people (World Health Organization 1999). The 'new paradigm' of health and social care for the ageing population is based on the principles of 'active ageing'.

The 'new paradigm' of health and social care for the ageing population is based on the principles of 'active ageing'. This paradigm is based on the principles of 'active ageing', which is defined as the process of optimising the health, participation and security of older people (World Health Organization 1999). The 'new paradigm' of health and social care for the ageing population is based on the principles of 'active ageing'.

The 'new paradigm' of health and social care for the ageing population is based on the principles of 'active ageing'. This paradigm is based on the principles of 'active ageing', which is defined as the process of optimising the health, participation and security of older people (World Health Organization 1999). The 'new paradigm' of health and social care for the ageing population is based on the principles of 'active ageing'.

The 'new paradigm' of health and social care for the ageing population is based on the principles of 'active ageing'. This paradigm is based on the principles of 'active ageing', which is defined as the process of optimising the health, participation and security of older people (World Health Organization 1999). The 'new paradigm' of health and social care for the ageing population is based on the principles of 'active ageing'.

The 'new paradigm' of health and social care for the ageing population is based on the principles of 'active ageing'. This paradigm is based on the principles of 'active ageing', which is defined as the process of optimising the health, participation and security of older people (World Health Organization 1999). The 'new paradigm' of health and social care for the ageing population is based on the principles of 'active ageing'.